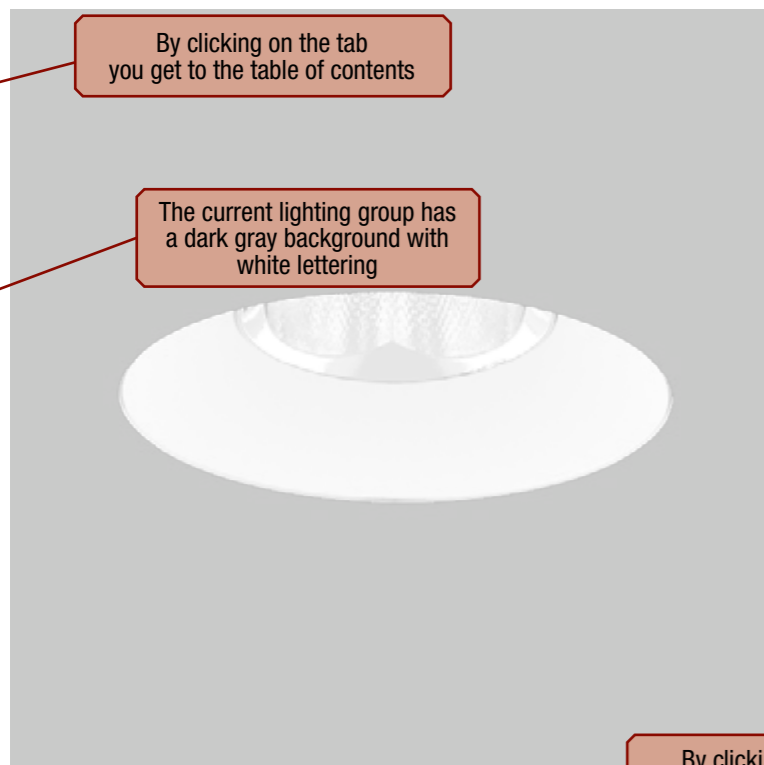




**TECH  
COLLECTION**  
Edition I

**2F | LEUCHTEN**  
a world of unique lighting

- Content
- Recessed Lights
- Surface Lights
- Pendant Light
- Track Railsystem
- Profiles
- LED Stripes
- LED Lights
- Outdoor Lights
- LED Driver
- Legend Colors



## RON RECESSED SPOTLIGHT FRAMELESS LOW OUTPUT

LED POWER	15W			
SYSTEM	<div>Depending on the article group the possible spotlights or luminaires</div>			
CRI				
CCT	2700K	3000K	4000K	2200K - 5000K
	 2x14° (16°) 587lm	 2x14° (16°) 737lm	 2x14° (16°) 902lm	
	 2x25° (36°) 1246lm	 2x25° (36°) 1314lm	 2x25° (36°) 1439lm	 2x25° (36°) 862lm-1268lm
	 2x35° (52°) 1426lm	 2x35° (52°) 1470lm	 2x35° (52°) 1581lm	 2x35° (52°) 929lm-1353lm
	 2x45° (67°) 1472lm	 2x45° (67°) 1548lm	 2x45° (67°) 1725lm	 2x45° (67°) 944lm-1353lm
	 asym 1118lm	 asym 1304lm	 asym 1805lm	 asym 866lm-937lm

## RON

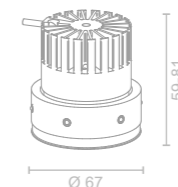
RON recessed spotlight, frameless, aluminum, surface white or matt-black. RAL color choice options. The microfaceted, free-form high-efficiency surface reflector ensures homogeneous light distribution and perfect longitudinal glare reduction due to multiple over-irradiation and high-precision light control.

Choose between three different color temperatures with color rendering Ra >90, 2700K, 3000K, 4000K or tunable white. Lighting system consists of a light and control gear unit with a plug-in connection.

Developed for the high-end shop sector, hotels, restaurants and projects that place strict demands on lighting technology. RON-FA in a puristic design for frameless lighting accents that merge with the building architecture. Perfect for a variety of room heights, lobbies and hallways. The available beam angles 2x14°, 2x25°, 2x35°, 2x45° are rounded off by the ceiling-flush, same-size asymmetrical wall washer.

### RON RECESSED FRAMELESS

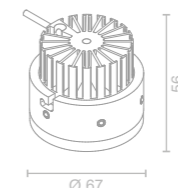
RON-FA015



ET  
89-111

### RON RECESSED FRAMELESS

RON-FA015

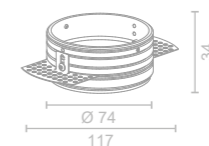


ET  
86

### RON FA INSTALLATION SLEEVE PLASTERBOARD

RON-PLASTER

If there is a QR code on the page, it can be scanned or selected directly by clicking on it



10/12,5/18/25/30  
Ø 80

By clicking on a symbol, you will directly to the explanation of the symbols

If a page number is indicated in the INFO-BOX is indicated, clicking on it will take you directly to the page indicated



PLASTERING SLEEVE SEPARATELY ORDER

Click on the order example, you will be taken directly to our product configurator

### ITEM CONFIGURATION

Click on the INFO button you will get more details about the selected spotlights

**COLOR RENDERING INDEX**  
90 CRI>90  
CO  
0040 4000K  
2250 tunable white (not at 16°)

**BEAM CHARACTERISTICS**  
Depending on the article group (left) the possible selection changes here selection  
01 asymmetrical

**DIMMABILITY**  
D DALI dimmable  
(other dimming variants on request)

**COLOR**  
WM white matt  
SWM black matt

**SPECIAL**  
Color of your choice from the 2F color card

Click on Special, you will get to the color chart





























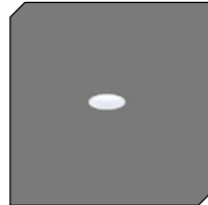

Due to the different heights of the reflectors used, the following dimensions result:



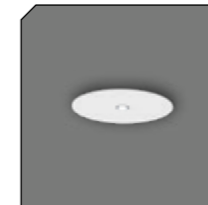




















Radiation characteristics	height	depth
FWTM 2x14° / FWHM 16°	81	111
FWTM 2x25° / FWHM 36°	81	111
FWTM 2x35° / FWHM 52°	63	93
FWTM 2x45° / FWHM 67°	59	89
asymmetrical	56	86

Order example:  
RON-FA015090002736D-WM

IP protection  
Color rendering index  
Color temperature  
Radiation characteristics  
Dimmability  
Color

- INFO
- RON
- RJR
- RAY
- MIO
- LEA
- ORB
- TUB
- HYR
- NOG
- EBGL
- MAN
- NOX
- FIN
- MINI
- GINO MIP
- SLOT

RECESSED LIGHTS						Page 34 to 141					
						<b>RON-EK</b> FLAT	<b>RON-EL</b> FLAT	<b>RON-EA</b>	<b>RON-ED</b>	<b>RON-FA</b> FRAMELESS	<b>RON-BA</b> TILTABLE
34 - 35	34 - 35	36 - 37	36 - 37	40 - 41	42 - 43						
						<b>RON-BB</b> TILTABLE	<b>RON-RA</b> LOW OUTPUT GRID CEILING	<b>RON-EC</b> HIGH OUTPUT	<b>RON-EH</b> HIGH OUTPUT	<b>RON-RH</b> HIGH OUTPUT GRID CEILING	<b>RON-BH</b> TILTABLE
42 - 43	42 - 43	46 - 47	46 - 47	48 - 49	52 - 53						
						<b>RON-BD</b> HIGH OUTPUT TILTABLE	<b>RON-AO</b> SEMI RECESSED	<b>RON-EF</b> SEMI RECESSED	<b>RJR PRO MAX</b>	<b>RAY-DA</b> 6 FLAMES	<b>RAY-DB</b> 24 FLAMES
52 - 53	54 - 55	56 - 57	58 - 59	62 - 63	64 - 65						
						<b>RAY-EA</b> 24 FLAMES	<b>MIO-EA</b>	<b>MIO-AK</b> SEMI RECESSED	<b>MIO-AH</b> SEMI RECESSED	<b>MIO-EF</b> 4 FLAMES	<b>MIO-ED</b> 16 FLAMES
66 - 67	70 - 71	72 - 73	74 - 75	78 - 79	80 - 81						
						<b>MIO-EE</b> GRID CEILING	<b>MIO-EB</b> FRAMELESS	<b>MIO-RA</b> FRAMELESS	<b>LEA-EA</b> FRAMELESS	<b>LEA-EB</b> FRAMELESS	<b>LEA-EI</b> ASSEMBLY ACCESSORIES
82 - 83	86 - 87	88 - 89	90 - 91	90 - 91	90 - 91						

RECESSED LIGHTS						Page 34 to 141					
						<b>LEA</b>	<b>LEA-EC</b>	<b>LEA-ED</b>	<b>ORB-EA</b> SEMI RECESSED	<b>TUB-AB</b> SEMI RECESSED	<b>HYR</b>
93	96 - 97	98 - 99	102 - 103	108 - 109	110 - 111						
						<b>NOG-EA</b>	<b>NOG-EB</b>	<b>EBGL-EG</b>	<b>EBGL-ES</b>	<b>EBGL-ET</b>	<b>MAN</b>
112 - 113	114 - 115	118 - 119	118 - 119	118 - 119	120 - 121						
						<b>NOX-EC</b>	<b>FIN1-EA</b>	<b>FIN2-EA</b>	<b>FDD</b>	<b>MIN</b>	<b>DEF</b>
124 - 125	128 - 129	128 - 129	130 - 131	130 - 131	130 - 131						
						<b>FOD</b>	<b>GINO</b>	<b>MIP</b>	<b>SLOT-E</b> FRAMELESS	<b>SLOT-F</b>	
130 - 131	133	133	136 - 137	138 - 141							






SURFACE LIGHTS

Page 142 to 165

					
<b>RON-AA</b>	<b>RON-AK</b> TILTABLE	<b>RON-AN</b> SQUARE	<b>RON-AB</b>	<b>RAY-AA</b> 36 FLAMES STAR	<b>RAY-WA</b> 36 FLAMES TILTABLE
142 - 143	142 - 143	142 - 143	142 - 143	146 - 147	146 - 147
					
<b>MIO-AF</b> 2 FLAMES SQUARE	<b>MIO-AG</b> 4 FLAMMIG SQUARE	<b>MIO-AE</b> 4 FLAMES SQUARE	<b>ALBA</b>	<b>BELA</b>	<b>CAIO</b> SQUARE
148 - 149	150 - 151	152 - 153	154 - 155	154 - 155	154 - 155
					
<b>DANA</b> SQUARE	<b>SIG</b>	<b>JAR-AA</b>	<b>LIO</b>	<b>SLOT-A</b>	<b>SLOT-A</b>
154 - 155	154 - 155	158 - 159	161	162 - 163	164 - 165


PENDANT LIGHTS

Page 168 - 177

				
<b>RON-PA</b>	<b>LEA-PA</b>	<b>LEA-PB</b>	<b>SLOT-P</b>	<b>SLOT-P</b>
168 - 169	170 - 171	170 - 171	174 - 175	176 - 177










TRACK SYSTEM EVO 48V

Page 180 to 193

					
<b>EVO</b> RAILS & ACCESOIRES	<b>RON-SG</b>	<b>MIO-SE</b>	<b>TUB-SC</b>	<b>LEA-SC</b>	<b>LEA-SD</b>
180 - 181	182 - 183	184 - 185	186 - 187	190 - 191	190 - 191
					
<b>HYR-ST</b>					
192 - 193					


TRACK SYSTEM OTS 230V

Page 196 - 215


					
<b>OTS</b> RAILS & ACCESOIRES	<b>RON-SA</b>	<b>RON-SF</b>	<b>RON-SB</b>	<b>MIO-SD</b>	<b>TUB-SB</b>
196 - 197	198 - 199	198 - 199	198 - 199	200 - 201	204 - 205
					
<b>HYR-SS</b>	<b>LIT</b> LIGHT PANEL	<b>TRUCK</b> SUPPORT RAIL			
206 - 207	209	212 - 215			

PROFILES & ACCESSORIES


Page 216 to 245



**LOS**  
FLAT  
CONSTRUCTION  
218 - 219




**LOL**  
HIGH  
CONSTRUCTION  
218 - 219



**LKS**  
FLAT  
INSTALLATION  
218 - 219



**LKL**  
HIGH  
INSTALLATION  
218 - 219



**L45**  
CONSTRUCTION  
45°  
218 - 219



**REGULOR**  
CONSTRUCTION  
220 - 221




**GRACIL**  
CONSTRUCTION  
224 - 225



**MEDIO LOW**  
CONSTRUCTION  
226 - 227



**MEDIO HIGH**  
CONSTRUCTION  
230 - 231




**ALTUM**  
CONSTRUCTION  
232 - 233




**DAOAB-S**  
CONSTRUCTION  
236 - 237



**DAOAB-L**  
CONSTRUCTION  
238 - 239




**DAOEB-S**  
INSTALLATION  
242 - 243



**DAOEB-L**  
INSTALLATION  
244 - 245

LED STRIPES & MODULES

Page 248 to 269



**LEDLINE**  
IP 20  
248 - 249



**LEDLINE**  
IP 67  
250



**LEDCURV**  
IP 20  
251




**LEDCOB**  
IP 20  
254 - 255



**LEDWA-B**  
IP 67  
256 - 257



**LEDWA-C**  
IP 67  
258 - 259



**LEDNEON**  
260 - 267




**LEDMOD**  
268 - 269

MOISTURE-PROOF LIGHTS / LINEAR WALL/CEILING LIGHTS

Page 270 to 271



**BATT**  
270



**LONG**  
270



**EASY**  
271



**TBL**  
TUBE LIGHT  
271

OUTDOOR LIGHTS

Page 274 to 277



**CARA**  
IP 65  
274 - 275



**PACO**  
IP 65  
274 - 275



**SPIK**  
EARTH SHINE  
276

OPERATING EQUIPMENT

Page 278 to 282




**DALI**  
DIMMABLE  
278 - 279



**DALI DT8**  
DIMMABLE  
280



**CASAMBI**  
DIMMABLE  
281



**CASAMBI**  
SWITCH  
281



**DRIVER**  
NOT  
DIMMABLE  
Ste 282

MOTION DETECTOR

Page 283

LEGEND / PICTOGRAMS

Page 284 to 285

COLOR CARD / YOUR CHOICE YOUR COLOR

Page 286 to 287

# 2F-LEUCHTEN

a globally unique lighting manufacturer

From the idea to the lamp – 15 crafts under one roof. There are no limits to the creative ideas of our architects and designers when it comes to lighting and production.

In the 2F workshop, time-honored craftsmanship meets modern, industrial methods. A combination that makes it possible to turn almost any design into reality.

Our skilled team offers a wide variety of trades: locksmiths, painters, carpenters, seamstresses, electrical engineers, mechanical engineers, lighting planners and designers. All kinds of specialists unite their skills to achieve a shared goal.



# HERE WE ARE...

# ...WHERE WE WANT TO BE

As a manufacturer 2F-Leuchten is always reinventing itself. Every single model produced in the past or present is seen as an opportunity to redefine ourselves for a brighter future, and to reinterpret lighting solutions for modern applications. In every phase of our work we are prepared to take unexplored paths and create new ones. Our goal is the production of unique lights. Our factory in Abtenau near Salzburg is rich in history and tradition, and added value for the region increases appreciation of our products.

Content

Recessed  
Lights

Surface  
Lights

Pendant  
Light

Track  
Railsystem

Profiles

LED  
Stripes

LED  
Lights

Outdoor  
Lights

LED  
Driver

Legend  
Colors



# LIGHT LABORATORY

During the product development phase we articulate the specific attributes every luminaire should embody. In our in-house light lab we continually assess results, monitor progress, and ensure adherence to predefined specifications for both standard products and custom-built lights, crafted to meet individual requirements.

The dynamic and ever-evolving landscape of the LED sector necessitates a vigilant approach. We consistently stay abreast of rapid developments, scrutinizing cutting-edge components for their distinctive characteristics, seamlessly adapting them to project requirements, and meeting high-end specifications. The workshop integrated into our light lab is staffed with dedicated professionals. It ensures swift measurements, and facilitates the refinement of products with a high level of expertise. Our 2-axis goniometer enables comprehensive measurement of a light source's entire 3D distribution field, allowing us to generate extensive LDT and IES simulation files.

Content

Recessed  
Lights

Surface  
Lights

Pendant  
Light

Track  
Railsystem

Profiles


LED  
Stripes

LED  
Lights

Outdoor  
Lights

LED  
Driver

Legend  
Colors



# WE INFUSE EMOTION INTO THE LIGHT

While technology is of great significance for us as a manufacturer, it takes a secondary role for our customers, who simply need to switch lights on and off in everyday life. We design lighting solutions for real people, so we handle the emotions that electric lighting evokes with great care. For many thousands of years, humans were accustomed to the sun and fires as primary light sources. This evolutionary imprint wasn't erased by the invention of the light bulb 135 years ago.

*Klaus Buchegger*  
(Director and owner)

Content
Recessed Lights
Surface Lights
Pendant Light
Track Railsystem
Profiles
LED Stripes
LED Lights
Outdoor Lights
LED Driver
Legend Colors




YOUR WHITE STAYS ON TREND

The art of light draws on the beauty of nature. Painters and sculptors only achieve beauty when their work approaches nature. The beauty of natural light is unparalleled, but tunable white technology enables us to reproduce the natural color changes of light throughout the day. Planning light for human well-being is the concept of Human Centric Lighting (HCL), and is reflected by our developments in the area of tunable white.

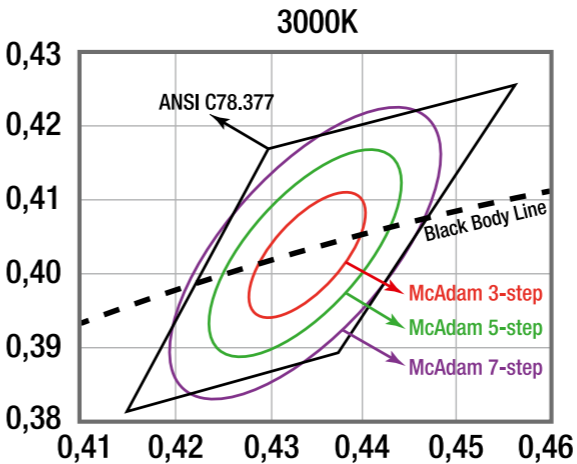
Natural light can be simulated indoors with dynamically and continuously adjustable color temperatures – from cool to warm white (2200 - 5000K). Light influences and enhances human emotions. Cool white light stimulates during the day, promoting concentration. Warm white light in the early morning, evening and during the night, calms, allows us to breathe, and encourages the body to regenerate.

Tunable white technology allows both the color temperature and brightness of the light to be regulated and dimmed via DALI. Two channels (warm white/cool white) are controlled. 2F-Leuchten utilizes the new and intelligent DALI DT8 (Device Type 8) technology. This offers the significant advantage of requiring only 1 DALI address (instead of 2 addresses in DT6 operation). The operating/control devices in use can also be programmed to the "dim to warm" operating mode.



YOUR LIGHT - YOUR BINNING

The production of LEDs with batch-independent, consistent and stable photometric properties, is ensured by correspondingly narrow binning. Stable light quality, constant color temperature, color consistency, and a uniform and uninterrupted brightness level, are key evaluation criteria for binning. LEDs are sorted and classified accordingly. The MacAdam Ellipse, after David L. MacAdam, defines the scope in the CIE xy diagram around a reference hue in which the human eye cannot perceive any difference. Our high-quality products use branded LEDs from leading manufacturers with MacAdam (SDCM) 3-step binning.



YOUR LIGHT - YOUR CRI

CRI (Color Rendering Index), also known as CRI or Ra value, is a photometric quantity that makes the color reproduction of various light sources comparable. People are accustomed to seeing illuminated objects in their natural colors through incandescent lamps (with a CRI from - to 100). Therefore, the higher the CRI value of an artificial light source, the more natural the colors of the illuminated objects appear. The use of LEDs with CRI >90 is standard for 2F-Leuchten in the production of our spotlight and luminaire series.



# DIVERSITY SIMPLE CONFIGURE

# YOUR LIGHT YOUR CHOICE

Content

Recessed  
Lights

Surface  
Lights

Pendant  
Light

Track  
Railsystem

Profiles

LED  
Stripes

LED  
Lights

Outdoor  
Lights

LED  
Driver

Legend  
Colors

Choose from our wide variety of lights and lighting systems by combining the desired properties offered by the options listed. For all freely-configurable products, all the selectable attributes can be found on the corresponding pages. These can be easily lined up in the intended sequence with the correct Item number for each desired product.

Order example:

**RON-EA015**090002736D-WM-SWM

YOUR CHOICE:

RON recessed 15W, IP20, CRI90, 2700K, 36°, Dali dimmable, white matt - black matt

## ITEM CONFIGURATION

### IP PROTECTION

0 IP 20

### COLOR RENDERING INDEX

90 CRI>90

### COLOR TEMPERATURE/CCT

0027 2700K  
0030 3000K  
0040 4000K

### BEAM CHARACTERISTICS

16 FWTM 2x14° / FWHM 16°  
36 FWTM 2x25° / FWHM 36°  
01 asymmetrical

### DIMMABILITY

D DALI dimable  
(other dimming variants on request)

### COLOR OUTSIDE

WM white matt  
SWM black matt

### COLOR INSIDE

WM white matt  
SWM black matt

### SPECIAL

Color of your choice from the 2F color card

Also available as an ONLINE product configurator → [pc.2f-leuchten.com](https://pc.2f-leuchten.com)



**SUURSTOFFI**  
Rotkreuz

## RON



Characteristics, visual comfort, high performance and elegance all merge seamlessly into a consistently contemporary and harmonious fusion of form and function.

At the core of this integration are Bartenbach's patented, micro-faceted RMJ freeform reflectors. High efficiency, multiple reflections, and, simultaneously, highly precise light control, result in absolutely uniform light distribution and outstanding consistency, perfect longitudinal glare control, and exceptional color mixing quality in tunable white.

Superspot 2x14°, Spot 2x25°, Medium 2x35°, and Wide 2x45° are complemented by the flush-mounted, asymmetrical wall washer in the same form factor.

The reflectors are delivered with standard silver coating but can also be provided with gold coating upon request, catering to specific and special projects.



## AUSTRIA TREND HOTEL Wien

© Austria Trend Hotels


## RJR



The RJR product series combines customer-specific requirements for functionality, efficiency, radiation characteristics, visual comfort, high performance and elegance in a continually modern fusion of form and function.

The heart of this connection is the patented, microfaceted RMJ free-form surface reflectors from Bartenbach. High efficiency, multiple over-irradiation coupled with highly precise light control, produces absolutely homogeneous light distribution and excellent uniformity, perfect longitudinal glare control, as well as supreme quality in the color mixing with tunable white.

Silver-coated reflectors are delivered as standard, but gold-coated are available upon request and for special projects.



# RAY



Faceted, high-gloss surface with free-form surface technology of Bartenbach's patented RDB reflector covers the radiation area several times and enables excellent light distribution on the target surface (e.g. floor), as well as the highest quality color mixing within a reflector cell. Beam angles are permitted which, as wall washers, illuminate the wall surface homogeneously at a distance of around  $\frac{1}{5}$  of the wall height and, even when installed flush with the ceiling, distribute the light more or less right up to the ceiling. Thanks to pure secondary reflector technology, which prevents a direct view of the light source, the asymmetrical, microfaceted, thin-form reflectors ensure optimized longitudinal glare control with excellent uniformity, high efficiency, and guaranteed freedom from glare from all luminaire viewing angles. The result of the interaction of the high-quality components involves the use of wall washers for architectural surface lighting to immerse rooms in visual depth.

**SUURSTOFFI**  
Rotkreuz

Content

Recessed  
Lights

Surface  
Lights

Pendant  
Light

Track  
Railsystem

Profiles

LED  
Stripes

LED  
Lights

Outdoor  
Lights

LED  
Driver

Legend  
Colors

Content

Recessed  
Lights

Surface  
Lights

Pendant  
Light

Track  
Railsystem

Profiles

LED  
Stripes

LED  
Lights

Outdoor  
Lights

LED  
Driver

Legend  
Colors

# MIO MICRO REFLECTOR



**SUURSTOFFI**  
Rotkreuz

Bartenbach's microfaceted free-form surface reflector was especially designed for 2F Leuchten and combines maximum efficiency with optimal longitudinal glare control, while also guaranteeing highly precise light control for absolutely homogeneous light distribution. With a light opening of just 50mm, MIO is extremely powerful – at up to over 800 lumens per light point. Despite the smallest structure, the dynamic powerhouse still appears reserved and sinks subtly into the spatial scenery. Developed for schools, company buildings and offices, retail, hotels and restaurants, and for projects with high demands on architectural and special lighting technology. The available beam angles are 2x25°, 2x35° with UGR values  $\leq 19$  and 2x45° (batwing distribution to achieve the largest possible luminaire spacing, such as for general traffic areas).

Content

Recessed  
Lights

Surface  
Lights

Pendant  
Light

Track  
Railsystem

Profiles

LED  
Stripes

LED  
Lights

Outdoor  
Lights

LED  
Driver

Legend  
Colors

# LEA



**SUURSTOFFI**  
Rotkreuz

Innovative patented Bartenbach LFO lens optics ensure a puristic design language. The LFO lens focuses the light by reducing light emission to a minimum, concentrating it exclusively on the area to be illuminated. The result is an almost invisible, absolutely glare-free and comfortable, high-efficiency light source – and homogeneous color mixing with tunable white.

Design in the purest functionality for frameless lighting accents that merge with the building architecture. At a diameter of just 32mm, this powerful light brings over 660 lumens into the room. Narrow and wide light distribution with 2x20° and 2x38°, as well as the integration of the installation variants in plasterboard, metal, wood and acoustic ceilings, increase the range of applications greatly. Equipped with the same innovative lighting technology, the slim pendant lights are elegant and subtle, giving every room a special atmosphere.



# SLOT



SLOT is a linear luminaire located behind – and shining through – a slot. The luminaire is linear in appearance. Individual points of light are not visible. The heart of the luminaire is a linear extrusion primary TIR lens with an exactly-positioned secondary lens. Slot is suitable for office workplaces ( $UGR < 19$ ), thus requires longitudinal glare control. The primary optic provides transverse direction focus, the secondary optic longitudinal.

SLOT is a luminaire characterized by immaculate longitudinal glare control. At first glance, it is impossible to identify the light source. A special linear lens with longitudinal faceting enables light to be emitted through a gap just 10 mm wide. The ideal work task light also serves as a stylish luminaire in modern living spaces, and ideally complements our LEA-range of recessed luminaires. Bespoke lengths, surfaces, color temperatures and control units can be custom-produced for the project.

Content

Recessed  
Lights

Surface  
Lights

Pendant  
Light

Track  
Railsystem

Profiles

LED  
Stripes

LED  
Lights

Outdoor  
Lights

LED  
Driver

Legend  
Colors



RON RECESSED FLAT

LED POWER	11W 300mA 37V CC		11W 450mA 24V CC	
			11W 600mA 15V CC *	
CRI	>90		>90	
CCT	2700K	3000K	4000K	2200K - 5000K
	 2x12° (16°) 467lm	 2x12° (16°) 576lm	 2x12° (16°) 630lm	
	 2x25° (36°) 1060lm	 2x25° (36°) 1090lm	 2x25° (36°) 1131lm	 2x25° (36°) 694lm-981lm
	 2x35° (52°) 1131lm	 2x35° (52°) 1088lm	 2x35° (52°) 1219lm	 2x35° (52°) 694lm-899lm
	 2x45° (67°) 1155lm	 2x45° (67°) 1188	 2x45° (67°) 1250lm	 2x45° (67°) 751lm-1082lm
	 asym 1007lm	 asym 1016lm	 asym 1109lm	 asym 657lm-716lm *

RON FLAT

RON recessed spotlight, extra low design, aluminum, surface – white or matt-black. RAL color choice options. The microfaceted, free-form high-efficiency surface reflector ensures homogeneous light distribution and perfect longitudinal glare reduction due to multiple over-irradiation and high-precision light control. Choose between three different color temperatures with color rendering Ra >90, 2700K, 3000K, 4000K or tunable white. Lighting system consists of a light and control gear unit with a plug-in connection. Developed for the high-end shop sector, hotels, restaurants and projects that place strict demands on lighting technology. Perfect for low ceilings, lobbies and corridors. The available beam angles of 2x14°, 2x25°, 2x35°, 2x45° are rounded off by the ceiling-flush, same-size asymmetrical wall washer.


RON RECESSED

RON-EK011



RON RECESSED

RON-EL011



RON RECESSED ASYMMETRICAL

RON-EK011



RON RECESSED ASYMMETRICAL

RON-EL011



ITEM CONFIGURATION

IP PROTECTION

0 IP 20

COLOR RENDERING INDEX

90 CRI>90

COLOR TEMPERATURE/CCT

0027 2700K  
0030 3000K  
0040 4000K  
2250 tunable white (not at 16°)

BEAM CHARACTERISTICS

16 FWTM 2x14° / FWHM 16°  
36 FWTM 2x25° / FWHM 36°  
52 FWTM 2x35° / FWHM 52°  
67 FWTM 2x45° / FWHM 67°  
01 asymmetrical

DIMMABILITY

X without POWER SUPPLY

COLOR OUTSIDE

WM white matt  
SWM black matt

COLOR INSIDE

WM white matt  
SWM black matt

SPECIAL

Color of your choice from the 2F color card

Due to the different heights of the reflectors used, the following dimensions result:

Radiation characteristics	height	depth
FWTM 2x14° / FWHM 16°	65	95
FWTM 2x25° / FWHM 36°	65	95
FWTM 2x35° / FWHM 52°	52	82
FWTM 2x45° / FWHM 67°	43	73
asymmetrical	43	73

! INSTALLATION DEPTH FOR CEILING RECESSES AT LEAST 80MM, FOR TUNABLE WHITE AT LEAST 95MM

! NOT COMPATIBLE WITH BUILT-IN BOXES WITHOUT TUNNEL!

Order example:  
RON-EK011090002736D-WM-SWM

IP protection  
Color rendering index  
Color temperature  
Radiation characteristics  
Dimmability  
Color outside  
Color inside



RON RECESSED

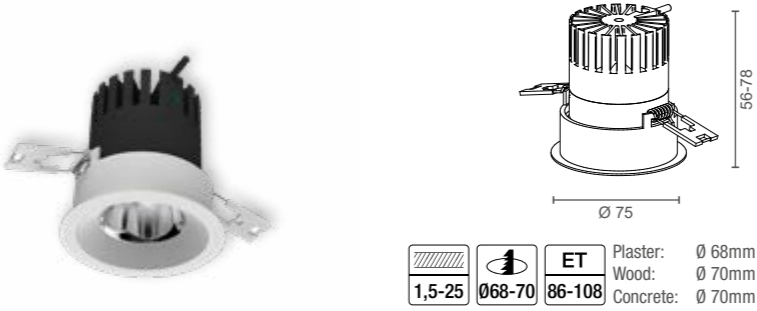
LED POWER	15W			
SYSTEM POWER	17W			
CRI	>90			
CCT	2700K	3000K	4000K	2200K - 5000K
	 587lm	 737lm	 902lm	
	 1246lm	 1314lm	 1439lm	 862lm-1268lm
	 1426lm	 1470lm	 1581lm	 929lm-1353lm
	 1472lm	 1548lm	 1725lm	 944lm-1353lm
	 1118lm	 1304lm	 1805lm	 866lm-937lm

RON

RON recessed spotlight, aluminum, surface white or matt-black. RAL color choice options. The microfaceted, free-form high-efficiency surface reflector ensures homogeneous light distribution and perfect longitudinal glare reduction due to multiple over-irradiation and high-precision light control. Choose between three different color temperatures with color rendering Ra >90, 2700K, 3000K, 4000K or tunable white. Lighting system consists of a light and control gear unit with a plug-in connection. Developed for the high-end shop sector, hotels, restaurants and projects that place strict demands on lighting technology. Perfect for a variety of room heights, lobbies and hallways. The available beam angles 2x12°, 2x25°, 2x35°, 2x45° are rounded off by the ceiling-flush, same-size asymmetrical wall washer.

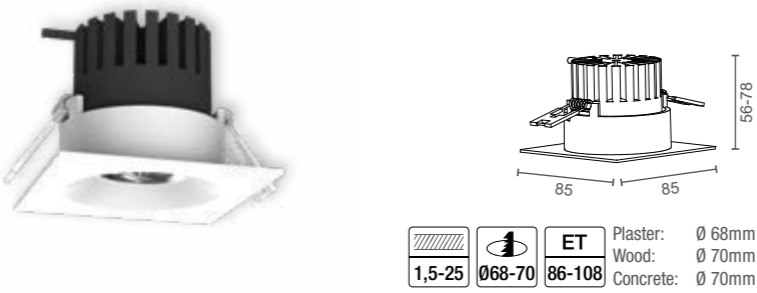
RON RECESSED

RON-EA015



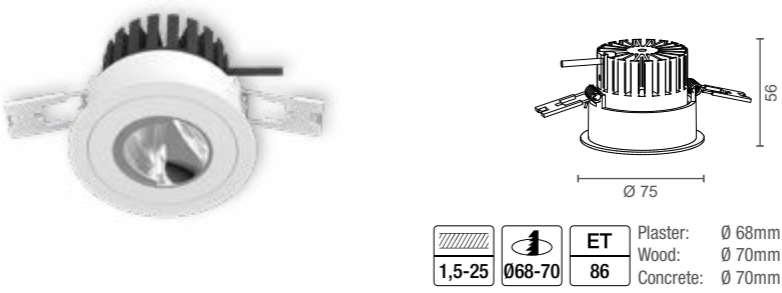
RON RECESSED

RON-ED015



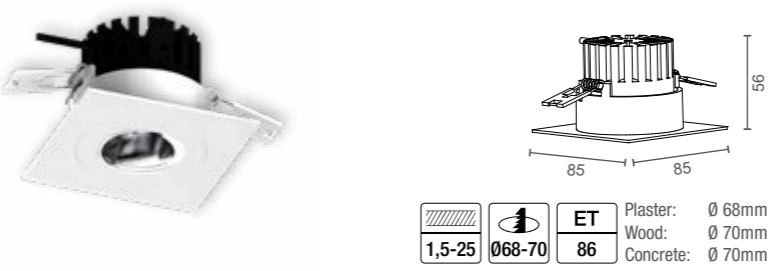
RON RECESSED ASYMMETRICAL

RON-EA015



RON RECESSED ASYMMETRICAL

RON-ED015



ITEM CONFIGURATION

IP PROTECTION

0 IP 20

COLOR RENDERING INDEX

90 CRI>90

COLOR TEMPERATURE/CCT

0027 2700K  
0030 3000K  
0040 4000K  
2250 tunable white (not at 16°)

BEAM CHARACTERISTICS

16 FWTM 2x14° / FWHM 16°  
36 FWTM 2x25° / FWHM 36°  
52 FWTM 2x35° / FWHM 52°  
67 FWTM 2x45° / FWHM 67°  
01 asymmetrical

DIMMABILITY

D DALI dimmable  
(other dimming variants on request)

COLOR OUTSIDE

WM white matt  
SWM black matt

COLOR INSIDE

WM white matt  
SWM black matt

SPECIAL

Color of your choice from the 2F color card

Due to the different heights of the reflectors used, the following dimensions result:

Radiation characteristics	height	depth
FWTM 2x14° / FWHM 16°	78	108
FWTM 2x25° / FWHM 36°	78	108
FWTM 2x35° / FWHM 52°	65	95
FWTM 2x45° / FWHM 67°	56	86
asymmetrical	56	86



NOT COMPATIBLE WITH BUILT-IN BOXES WITHOUT TUNNEL!

Order example:  
RON-EA015090002736D-WM-SWM

IP protection  
Color rendering index  
Color temperature  
Radiation characteristics  
Dimmability  
Color outside  
Color inside

INFO

RON

RJR

RAY

MIO

LEA

ORB

TUB

HYR

NOG

EBGL

MAN

NOX

FIN

MINI

GINO MIP

SLOT





RON

RON recessed spotlight, frameless, aluminum, surface white or matt-black. RAL color choice options. The microfaceted, free-form high-efficiency surface reflector ensures homogeneous light distribution and perfect longitudinal glare reduction due to multiple over-irradiation and high-precision light control.

Choose between three different color temperatures with color rendering Ra >90, 2700K, 3000K, 4000K or tunable white. Lighting system consists of a light and control gear unit with a plug-in connection.

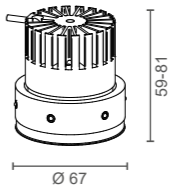
Developed for the high-end shop sector, hotels, restaurants and projects that place strict demands on lighting technology. RON-FA in a puristic design for frameless lighting accents that merge with the building architecture. Perfect for a variety of room heights, lobbies and hallways. The available beam angles 2x14°, 2x25°, 2x35°, 2x45° are rounded off by the ceiling-flush, same-size asymmetrical wall washer.

RON RECESSED SPOTLIGHT FRAMELESS LOW OUTPUT

LED POWER	15W			
SYSTEM POWER	17W			
CRI	>90			
CCT	2700K	3000K	4000K	2200K - 5000K
	<div> 2x14° (16°) 587lm</div>	<div> 2x14° (16°) 737lm</div>	<div> 2x14° (16°) 902lm</div>	
	<div> 2x25° (36°) 1246lm</div>	<div> 2x25° (36°) 1314lm</div>	<div> 2x25° (36°) 1439lm</div>	<div> 2x25° (36°) 862lm-1268lm</div>
	<div> 2x35° (52°) 1426lm</div>	<div> 2x35° (52°) 1470lm</div>	<div> 2x35° (52°) 1581lm</div>	<div> 2x35° (52°) 929lm-1353lm</div>
	<div> 2x45° (67°) 1472lm</div>	<div> 2x45° (67°) 1548lm</div>	<div> 2x45° (67°) 1725lm</div>	<div> 2x45° (67°) 944lm-1353lm</div>
	<div> asym 1118lm</div>	<div> asym 1304lm</div>	<div> asym 1805lm</div>	<div> asym 866lm-937lm</div>

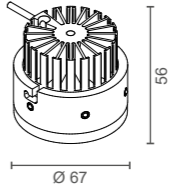
RON RECESSED FRAMELESS

RON-FA015



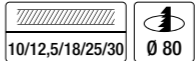
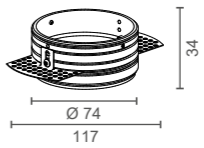
RON RECESSED FRAMELESS

RON-FA015



RON FA INSTALLATION SLEEVE PLASTERBOARD

RON-PLASTER



⚠ PLASTERING SLEEVE SEPARATELY ORDER

ITEM CONFIGURATION

IP PROTECTION

0 IP 20

COLOR RENDERING INDEX

90 CRI>90

COLOR TEMPERATURE/CCT

0027 2700K  
0030 3000K  
0040 4000K  
2250 tunable white (not at 16°)

BEAM CHARACTERISTICS

16 FWTM 2x14° / FWHM 16°  
36 FWTM 2x25° / FWHM 36°  
52 FWTM 2x35° / FWHM 52°  
67 FWTM 2x45° / FWHM 67°  
01 asymmetrical

DIMMABILITY

D DALI dimmable  
(other dimming variants on request)

COLOR

WM white matt  
SWM black matt

SPECIAL

Color of your choice from the 2F color card

Due to the different heights of the reflectors used, the following dimensions result:

Radiation characteristics	height	depth
FWTM 2x14° / FWHM 16°	81	111
FWTM 2x25° / FWHM 36°	81	111
FWTM 2x35° / FWHM 52°	63	93
FWTM 2x45° / FWHM 67°	59	89
asymmetrical	56	86

Order example:  
RON-FA015090002736D-WM

IP protection  
Color rendering index  
Color temperature  
Radiation characteristics  
Dimmability  
Color



RON

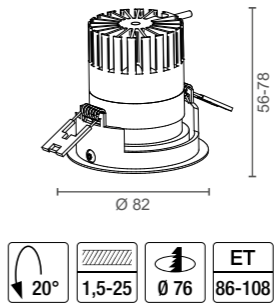
RON recessed spotlight, tiltable or for grid modular ceilings, aluminum, surface white or matt-black. RAL color choice options. The microfaceted, free-form high-efficiency surface reflector ensures homogeneous light distribution and perfect longitudinal glare reduction due to multiple over-irradiation and high-precision light control. Choose between three different color temperatures with color rendering Ra >90, 2700K, 3000K, 4000K or tunable white, as well as three control options. Lighting system consists of a light and control gear unit with a plug-in connection. Developed for the high-end shop sector, hotels, restaurants and projects that place strict demands on lighting technology. Perfect for a variety of room heights, lobbies and hallways. Available in beam angles 2x14°, 2x25°, 2x35°, 2x45°.

RON RECESSED LOW OUTPUT

LED POWER	15W			
SYSTEM POWER	17W			
CRI	>90			
CCT	2700K	3000K	4000K	2200K - 5000K
	<div> 2x14° (16°) 587lm</div>	<div> 2x14° (16°) 737lm</div>	<div> 2x14° (16°) 902lm</div>	
	<div> 2x25° (36°) 1246lm</div>	<div> 2x25° (36°) 1314lm</div>	<div> 2x25° (36°) 1439lm</div>	<div> 2x25° (36°) 862lm-1268lm</div>
	<div> 2x35° (52°) 1426lm</div>	<div> 2x35° (52°) 1470lm</div>	<div> 2x35° (52°) 1581lm</div>	<div> 2x35° (52°) 929lm-1353lm</div>
	<div> 2x45° (67°) 1472lm</div>	<div> 2x45° (67°) 1548lm</div>	<div> 2x45° (67°) 1725lm</div>	<div> 2x45° (67°) 944lm-1353lm</div>

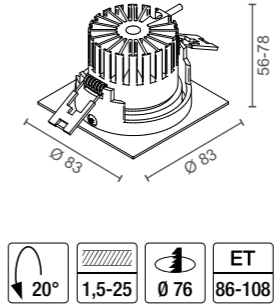
RON RECESSED TILTABLE

RON-BA015



RON RECESSED TILTABLE

RON-BB015




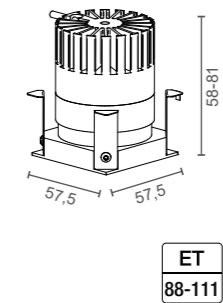
RON RECESSED GRID CEILING

RON-RA015



• only possible in one color

Suitable for cell grid module ceilings:  
60x60mm, height: 40mm  
e.g. Unigrig by Hunter Douglas



ITEM CONFIGURATION

IP PROTECTION

0 IP 20

COLOR RENDERING INDEX

90 CRI>90

COLOR TEMPERATURE/CCT

0027 2700K  
0030 3000K  
0040 4000K  
2250 tunable white (not at 16°)

BEAM CHARACTERISTICS

16 FWTM 2x14° / FWHM 16°  
36 FWTM 2x25° / FWHM 36°  
52 FWTM 2x35° / FWHM 52°  
67 FWTM 2x45° / FWHM 67°

DIMMABILITY

D DALI dimmable  
(other dimming variants on request)

COLOR OUTSIDE

WM white matt  
SWM black matt

COLOR INSIDE

WM white matt  
SWM black matt

SPECIAL

Color of your choice from the 2F color card

**NOT COMPATIBLE WITH BUILT-IN BOXES WITHOUT TUNNEL!**

Due to the different heights of the reflectors used, the following dimensions result:

	RON-BA015 / BB015	
Radiation characteristics	height	depth
FWTM 2x14° / FWHM 16°	78	108
FWTM 2x25° / FWHM 36°	78	108
FWTM 2x35° / FWHM 52°	65	95
FWTM 2x45° / FWHM 67°	56	86
	RON-RA015	
Radiation characteristics	height	depth
FWTM 2x14° / FWHM 16°	81	111
FWTM 2x25° / FWHM 36°	81	111
FWTM 2x35° / FWHM 52°	68	98
FWTM 2x45° / FWHM 67°	58	88

Order example:  
RON-BA015090002736D-WM-SWM

IP protection  
Color rendering index  
Color temperature  
Radiation characteristics  
Dimmability  
Color outside  
Color inside



- Content
- Recessed Lights
- Surface Lights
- Pendant Light
- Track Railsystem
- Profiles
- LED Stripes
- LED Lights
- Outdoor Lights
- LED Driver
- Legend Colors



RON RECESSED HIGH OUTPUT

LED POWER	26W		19W	
SYSTEM POWER	30W		23W	
CRI	>90		>90	
CCT	2700K	3000K	4000K	2200K - 5000K
	<div> 2067lm</div>	<div> 2160lm</div>	<div> 2363lm</div>	<div> 1234lm-1612lm</div>
	<div> 2255lm</div>	<div> 2306lm</div>	<div> 2513lm</div>	<div> 1321lm-1743lm</div>
	<div> 2313lm</div>	<div> 2402lm</div>	<div> 2660lm</div>	<div> 1345lm-1778lm</div>
	<div> 2014lm</div>	<div> 2151lm</div>	<div> 2126lm</div>	<div> 1013lm-1064lm</div>

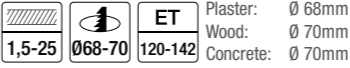
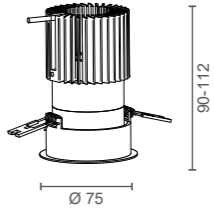
RON

RON recessed spotlight high output, aluminum, surface white or matt-black. RAL color choice options. The microfaceted, free-form high-efficiency surface reflector ensures highly precise light control due to multiple over-radiation for homogeneous light distribution and perfect longitudinal glare control.

Choose between three different color temperatures with color rendering Ra >90, 2700K, 3000K, 4000K or tunable white. Lighting system consists of a light and control gear unit with a plug-in connection. Developed for the high-end shop sector, hotels, restaurants and projects that place strict demands on lighting technology. Perfect for a variety of room heights, lobbies and hallways. The available beam angles of 2x25°, 2x35°, 2x45° are rounded off by the ceiling-flush, same-size asymmetrical wall washer.

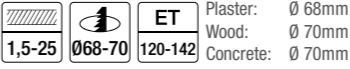
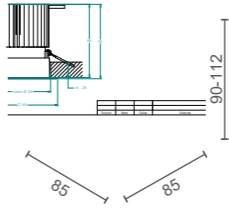
RON RECESSED

RON-EH026



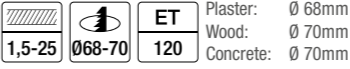
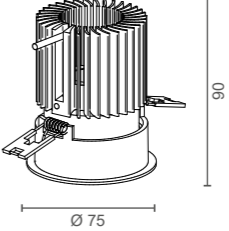
RON RECESSED SQUARE

RON-EC026



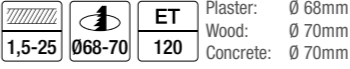
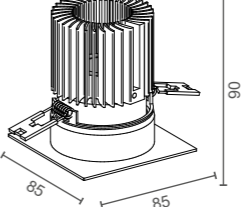
RON RECESSED ASYMMETRICAL

RON-EH026



RON RECESSED SQUARE ASYMMETRICAL

RON-EC026



ITEM CONFIGURATION

IP PROTECTION

0 IP 20

COLOR RENDERING INDEX

90 CRI>90

COLOR TEMPERATURE/CCT

0027 2700K  
0030 3000K  
0040 4000K  
2250 tunable white

BEAM CHARACTERISTICS

36 FWTM 2x25° / FWHM 36°  
52 FWTM 2x35° / FWHM 52°  
67 FWTM 2x45° / FWHM 67°  
01 asymmetrical

DIMMABILITY

D DALI dimmable  
(other dimming variants on request)

COLOR OUTSIDE

WM white matt  
SWM black matt

COLOR INSIDE

WM white matt  
SWM black matt

SPECIAL

Color of your choice from the 2F color card

Due to the different heights of the reflectors used, the following dimensions result:

Radiation characteristics	height	depth
FWTM 2x25° / FWHM 36°	112	142
FWTM 2x35° / FWHM 52°	99	130
FWTM 2x45° / FWHM 67°	90	120
asymmetrical	90	120

NOT COMPATIBLE WITH BUILT-IN BOXES WITHOUT TUNNEL!

Order example: RON-EH026090002736D-WM-SWM

IP protection  
Color rendering index  
Color temperature  
Radiation characteristics  
Dimmability  
Color outside  
Color inside



IP

20

V

230

inkl.

DALI

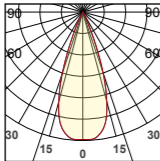
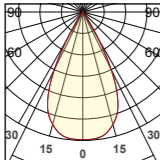
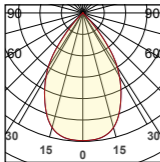
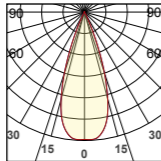
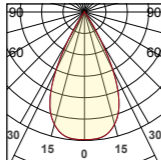
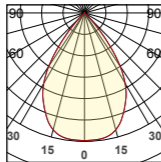
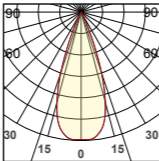
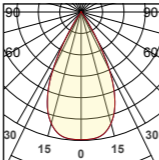
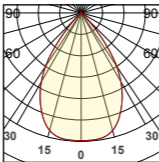
D

CE

## RON

RON recessed spotlight for grid ceilings, aluminum, matt-black surface. The microfaceted, free-form high-efficiency surface reflector ensures homogeneous light distribution and perfect longitudinal glare reduction due to multiple over-irradiation and high-precision light control. Choose between three different color temperatures with color rendering Ra >90, 2700K, 3000K, 4000K. Lighting system consists of a light and control gear unit with a plug-in connection. Developed for the high-end shop sector, hotels, restaurants and projects that place strict demands on lighting technology. Perfect for a variety of room heights, lobbies and hallways. Available in beam angles 2x25°, 2x35°, 2x45°.

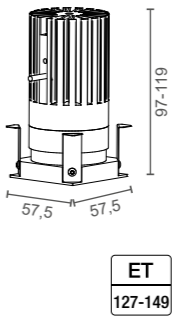
### RON RECESSED SPOTLIGHT HIGH OUTPUT

LED POWER	26W			
SYSTEM POWER	30W			
CRI	>90			
CCT	<div>2700K</div> <div><div><div>2x25° (36°)</div></div><div>2067lm</div></div> <div><div><div>2x35° (52°)</div></div><div>2255lm</div></div> <div><div><div>2x45° (67°)</div></div><div>2313lm</div></div>	<div>3000K</div> <div><div><div>2x25° (36°)</div></div><div>2160lm</div></div> <div><div><div>2x35° (52°)</div></div><div>2306lm</div></div> <div><div><div>2x45° (67°)</div></div><div>2402lm</div></div>	<div>4000K</div> <div><div><div>2x25° (36°)</div></div><div>2363lm</div></div> <div><div><div>2x35° (52°)</div></div><div>2513lm</div></div> <div><div><div>2x45° (67°)</div></div><div>2660lm</div></div>	

### RON FOR GRID CEILING

#### RON-RH026

Suitable for cell grid module ceilings:  
60x60mm, height: 40mm  
e.g. Unigrid by Hunter Douglas



### ITEM CONFIGURATION

#### IP PROTECTION

0 IP 20

#### COLOR RENDERING INDEX

90 CRI>90

#### COLOR TEMPERATURE/CCT

0027 2700K  
0030 3000K  
0040 4000K

#### BEAM CHARACTERISTICS

36 FWTM 2x25° / FWHM 36°  
52 FWTM 2x35° / FWHM 52°  
67 FWTM 2x45° / FWHM 67°

#### DIMMABILITY

D DALI dimmable  
(other dimming variants on request)

#### COLOR

SWM black matt

#### SPECIAL

Color of your choice from the 2F color card

Due to the different heights of the reflectors used, the following dimensions result:

Radiation characteristics	height	depth
FWTM 2x25° / FWHM 36°	119	149
FWTM 2x35° / FWHM 52°	106	136
FWTM 2x45° / FWHM 67°	97	127

Order example:  
RON-RH026090002736D-WM

IP protection  
Color rendering index  
Color temperature  
Radiation characteristics  
Dimmability  
Color



Content

Recessed  
Lights

Surface  
Lights

Pendant  
Light

Track  
Railsystem

Profiles

LED  
Stripes

LED  
Lights

Outdoor  
Lights

LED  
Driver

Legend  
Colors



RON RECESSED SPOTLIGHT HIGH OUTPUT TILTABLE

LED POWER	26W		19W	
SYSTEM POWER	30W		23W	
CRI	>90		>90	
CCT	2700K	3000K	4000K	2200K - 5000K
	<div> 2067lm</div>	<div> 2160lm</div>	<div> 2363lm</div>	<div> 1234lm-1612lm</div>
	<div> 2255lm</div>	<div> 2306lm</div>	<div> 2513lm</div>	<div> 1321lm-1743lm</div>
	<div> 2313lm</div>	<div> 2402lm</div>	<div> 2660lm</div>	<div> 1345lm-1778lm</div>

RON TILTABLE

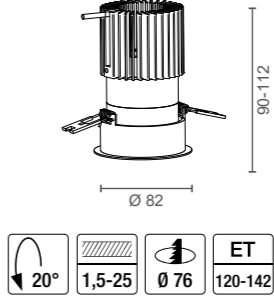
RON recessed spotlight, tiltable, high-output, aluminum, surface white or matt-black. RAL color choice options. The microfaceted, free-form high-efficiency surface reflector ensures homogeneous light distribution and perfect longitudinal glare reduction due to multiple over-irradiation and high-precision light control.

Choose between three different color temperatures with color rendering Ra >90, 2700K, 3000K, 4000K or tunable white. Lighting system consists of a light and control gear unit with a plug-in connection.

Developed for the high-end shop sector, hotels, restaurants and projects that place strict demands on lighting technology. Perfect for a variety of room heights, lobbies and hallways. The available beam angles of 2x25°, 2x35°, 2x45° are rounded off by the ceiling-flush, same-size asymmetrical wall washer.

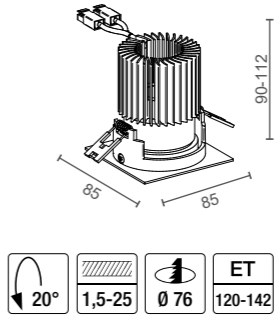
RON RECESSED HO TILTABLE

RON-BH



RON RECESSED HO TILTABLE SQUARE

RON-BD



ITEM CONFIGURATION

- IP PROTECTION
- 0 IP 20
- COLOR RENDERING INDEX
- 90 CRI>90
- COLOR TEMPERATURE/CCT
- 0027 2700K
- 0030 3000K
- 0040 4000K
- 2250 tunable white
- BEAM CHARACTERISTICS
- 36 FWTM 2x25° / FWHM 36°
- 52 FWTM 2x35° / FWHM 52°
- 67 FWTM 2x45° / FWHM 67°

- DIMMABILITY
- D DALI dimmable
- X not dimmable
- (other dimming variants on request)

COLOR OUTSIDE

- WM white matt
- SWM black matt

COLOR INSIDE

- WM white matt
- SWM black matt

SPECIAL

Color of your choice from the 2F color card

Due to the different heights of the reflectors used, the following dimensions result:

Radiation characteristics	height	depth
FWTM 2x25° / FWHM 36°	112	142
FWTM 2x35° / FWHM 52°	99	130
FWTM 2x45° / FWHM 67°	90	120
asymmetrical	90	120

NOT COMPATIBLE WITH BUILT-IN BOXES WITHOUT TUNNEL!

Order example:  
RON-BH026090002736D-WM-SWM

IP protection

Color rendering index

Color temperature

Radiation characteristics

Dimmability

Color outside

Color inside



RON

RON semi-recessed light, aluminum, surface white or matt-black. RAL color choice options. The microfaceted, free-form high-efficiency surface reflector ensures homogeneous light distribution and perfect longitudinal glare reduction due to multiple over-irradiation and high-precision light control.

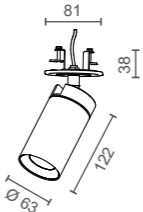
Choose between three different color temperatures with color rendering Ra >90, 2700K, 3000K, 4000K. Lighting system consists of a light and integrated control gear. Developed for the high-end shop sector, hotels, restaurants and projects that place strict demands on lighting technology. Perfect for a variety of room heights, lobbies and hallways. Available in beam angles 2x14°, 2x25°, 2x35°, 2x45°.

RON SEMI RECESSED

LED POWER	15W		
SYSTEM POWER	17W		
CRI	>90		
CCT	2700K	3000K	4000K
	<div><div><div><div><div></div><div>2x14° (16°)</div></div><div><div></div><div>587lm</div></div></div><div><div><div></div><div>2x25° (36°)</div></div><div><div></div><div>1246lm</div></div></div><div><div><div></div><div>2x35° (52°)</div></div><div><div></div><div>1426lm</div></div></div><div><div><div></div><div>2x45° (67°)</div></div><div><div></div><div>1472lm</div></div></div></div></div>	<div><div><div><div><div></div><div>2x14° (16°)</div></div><div><div></div><div>737lm</div></div></div><div><div><div></div><div>2x25° (36°)</div></div><div><div></div><div>1314lm</div></div></div><div><div><div></div><div>2x35° (52°)</div></div><div><div></div><div>1470lm</div></div></div><div><div><div></div><div>2x45° (67°)</div></div><div><div></div><div>1548lm</div></div></div></div></div>	<div><div><div><div><div></div><div>2x14° (16°)</div></div><div><div></div><div>902lm</div></div></div><div><div><div></div><div>2x25° (36°)</div></div><div><div></div><div>1439lm</div></div></div><div><div><div></div><div>2x35° (52°)</div></div><div><div></div><div>1581lm</div></div></div><div><div><div></div><div>2x45° (67°)</div></div><div><div></div><div>1725lm</div></div></div></div></div>

RON SEMI-RECESSED SPOTLIGHT ADJUSTABLE

RON-AO015



RON SEMI-RECESSED SPOTLIGHT



ITEM CONFIGURATION

- IP PROTECTION
- 0 IP 20
- COLOR RENDERING INDEX
- 90 CRI>90
- COLOR TEMPERATURE/CCT
- 0027 2700K
- 0030 3000K
- 0040 4000K
- BEAM CHARACTERISTICS
- 16 FWTM 2x14° / FWHM 16°
- 36 FWTM 2x25° / FWHM 36°
- 52 FWTM 2x35° / FWHM 52°
- 67 FWTM 2x45° / FWHM 67°
- DIMMABILITY
- D DALI dimmable
- (other dimming variants on request)
- COLOR OUTSIDE
- WM white matt
- SWM black matt
- COLOR INSIDE
- WM white matt
- SWM black matt
- SPECIAL
- Color of your choice from the 2F color card

⚠ INSTALLATION DEPTH FOR CEILING RECESSES AT LEAST 80MM.

Order example:  
RON-AO015090002736D-WM-SWM

IP protection  
Color rendering index  
Color temperature  
Radiation characteristics  
Dimmability  
Color outside  
Color inside



RON

RON recessed spotlight, aluminum, surface white or matt-black. RAL color choice options. The micro-faceted, free-form high-efficiency surface reflector ensures homogeneous light distribution and perfect longitudinal glare reduction due to multiple over-irradiation and high-precision light control. Choose between three different color temperatures with color rendering Ra >90, 2700K, 3000K, 4000K or tunable white. Lighting system consists of a light and control gear unit with a plug-in connection. Developed for the high-end shop sector, hotels, restaurants and projects that place strict demands on lighting technology. Perfect for a variety of room heights, lobbies and hallways. The available beam angles 2x12°, 2x25°, 2x35°, 2x45° are rounded off by the ceiling-flush, same-size asymmetrical wall washer.

RON SEMI-RECESSED

LED POWER	15W			
SYSTEM POWER	17W			
CRI	>90			
CCT	2700K	3000K	4000K	2200K - 5000K
	<div> 2x14° (16°) 587lm</div>	<div> 2x14° (16°) 737lm</div>	<div> 2x14° (16°) 902lm</div>	
	<div> 2x25° (36°) 1246lm</div>	<div> 2x25° (36°) 1314lm</div>	<div> 2x25° (36°) 1439lm</div>	<div> 2x25° (36°) 862lm-1268lm</div>
	<div> 2x35° (52°) 1426lm</div>	<div> 2x35° (52°) 1470lm</div>	<div> 2x35° (52°) 1581lm</div>	<div> 2x35° (52°) 929lm-1353lm</div>
	<div> 2x45° (67°) 1472lm</div>	<div> 2x45° (67°) 1548lm</div>	<div> 2x45° (67°) 1725lm</div>	<div> 2x45° (67°) 944lm-1353lm</div>
	<div> asym 1118lm</div>	<div> asym 1304lm</div>	<div> asym 1805lm</div>	<div> asym 866lm-937lm</div>

RON SEMI-RECESSED

RON-EF015



RON SEMI-RECESSED ASYMMETRICAL

RON-EF015



ITEM CONFIGURATION

IP PROTECTION

0 IP 20

COLOR RENDERING INDEX

90 CRI>90

COLOR TEMPERATURE/CCT

0027 2700K  
0030 3000K  
0040 4000K  
2250 tunable white (not at 16°)

BEAM CHARACTERISTICS

16 FWTM 2x14° / FWHM 16°  
36 FWTM 2x25° / FWHM 36°  
52 FWTM 2x35° / FWHM 52°  
67 FWTM 2x45° / FWHM 67°  
01 asymmetrical

DIMMABILITY

D DALI dimmable  
(other dimming variants on request)

COLOR OUTSIDE

WM white matt  
SWM black matt

COLOR INSIDE

WM white matt  
SWM black matt

SPECIAL

Color of your choice from the 2F color card

Order example:  
RON-EF015090002736D-WM-SWM

IP protection  
Color rendering index  
Color temperature  
Radiation characteristics  
Dimmability  
Color outside  
Color inside



RJR PRO MAX RECESSED SPOTLIGHT

LED POWER	43W		35W	
SYSTEM POWER	50W		40W	
CRI	>90		>90	
CCT	2700K	3000K	4000K	2700K - 6500K
	<div> 2x25° (36°) 3590lm</div>	<div> 2x25° (36°) 3787lm</div>	<div> 2x25° (36°) 4167lm</div>	<div> 2x25° (36°) 2320-2666lm</div>
	<div> 2x35° (56°) 4397lm</div>	<div> 2x35° (56°) 4638lm</div>	<div> 2x35° (56°) 5129lm</div>	<div> 2x35° (56°) 2852-3441lm</div>
	<div> 2x42° (70°) 4633lm</div>	<div> 2x42° (70°) 4726lm</div>	<div> 2x42° (70°) 5272lm</div>	<div> 2x42° (70°) 2872-3491lm</div>
	<div> asym 4173lm</div>	<div> asym 4237lm</div>	<div> asym 4543lm</div>	<div> asym 2697-3039lm</div>

RJR PRO MAX

RJR high-output recessed spotlight, tiltable, surface white or matt-black. RAL color choice options. The microfaceted, free-form high-efficiency surface reflector ensures homogeneous light distribution and perfect longitudinal glare reduction due to multiple over-irradiation and high-precision light control. Three different color temperatures with color rendering Ra >90, 2700K, 3000K, 4000K, tunable white. Dim to warm. Lighting system consists of a light and control gear unit with a plug-in connection. Developed for the high-end shop sector, hotels, restaurants and projects that place strict demands on lighting technology. Perfect for a variety of room heights, lobbies and gear.

RJR RECESSED TILTABLE

RJR-BA04309000




RJR RECESSED ASYMMETRICAL

RJR-EA04309000



RJR RECESSED TILTABLE TUNABLE WHITE

RJR-BA0350902765



RJR RECESSED ASYMMETRICAL TUNABLE WHITE

RJR-EA0350902765



ITEM CONFIGURATION

IP PROTECTION

0 IP 20

COLOR RENDERING INDEX

90 CRI>90

COLOR TEMPERATURE/CCT

0027 2700K  
0030 3000K  
0040 4000K  
2765 tunable white

BEAM CHARACTERISTICS

36 FWTM 2x25° / FWHM 36°  
56 FWTM 2x35° / FWHM 56°  
70 FWTM 2x42° / FWHM 70°  
01 asymetrical (only EA)

DIMMABILITY

D DALI dimmable  
(other dimming variants on request)

COLOR OUTSIDE

WM white matt  
SWM black matt

COLOR INSIDE

WM white matt  
SWM black matt

SPECIAL

Color of your choice from the 2F color card

Due to the different heights of the reflectors used, the following dimensions result:

	2700K - 4000K	
Radiation characteristics	height	depth
FWTM 2x25° / FWHM 36°	152	182
FWTM 2x35° / FWHM 56°	123	153
FWTM 2x42° / FWHM 70°	107	137
asymmetrical	122	152
	tunable white	
Radiation characteristics	height	depth
FWTM 2x25° / FWHM 36°	152	182
FWTM 2x35° / FWHM 56°	123	153
FWTM 2x42° / FWHM 70°	107	137
asymmetrical	122	152

Order example:  
RJR-BA043090002736D-WM-SWM

IP protection  
Color rendering index  
Color temperature  
Radiation characteristics  
Dimmability  
Color outside  
Color inside

Content

Recessed  
Lights

Surface  
Lights

Pendant  
Light

Track  
Railsystem

Profiles

LED  
Stripes

LED  
Lights


Outdoor  
Lights

LED  
Driver

Legend  
Colors



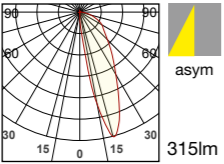
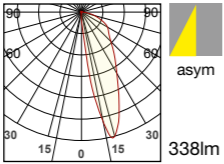
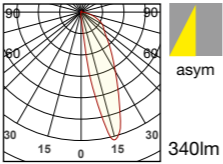
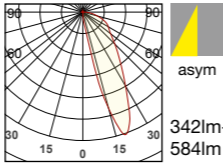
**HOTEL GOLDENER HIRSCH**  
Salzburg



RAY

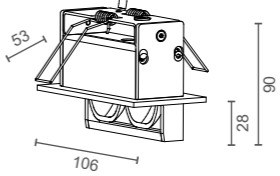
RAY recessed light-asymmetrical, 2-bulb, aluminum, surface white or matt-black. RAL color choice options. The asymmetrical, microfaceted free-form, high-efficiency surface reflector ensures optimized longitudinal glare control with excellent uniformity, as well as guaranteed freedom from glare from all luminaire viewing angles. Choose between four different color temperatures with color rendering Ra >90, 2700K, 3000K, 4000K, tunable white with dynamic color temperature change and constant luminaire luminous flux 2200-5000K. Lighting system consists of a light and control gear unit with a plug-in connection. Developed for wall washer lighting concepts in the hotel industry, in hallways and corridors, museums and galleries, as well as projects that place strict demands on lighting technology and visual comfort.

RAY RECESSED 2-FLAMES

LED POWER	6W			
SYSTEM POWER	9W			
CRI	>90	>90	>90	>80
CCT	2700K	3000K	4000K	2200K - 5000K
				

RAY RECESSED 2-FLAMES

RAY-DA006



ITEM CONFIGURATION

- IP PROTECTION
- 0 IP 20
- COLOR RENDERING INDEX
- 80 CRI>80
- 90 CRI>90
- COLOR TEMPERATURE/CCT
- 0027 2700K
- 0030 3000K
- 0040 4000K
- 2250 tunable white
- BEAM CHARACTERISTICS
- 01 asymmetrisch
- DIMMABILITY
- D DALI dimmable
- (other dimming variants on request)
- COLOR
- WM white matt
- SWM black matt
- SPECIAL
- Color of your choice from the 2F color card

 DALI DT8 INTERFACE WITH TUNABLE WHITE REQUIRED (ON SITE).

Order example:  
RAY-DA006 090002736D-WM

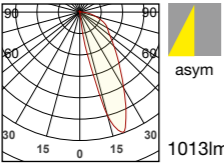
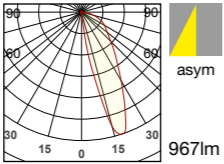
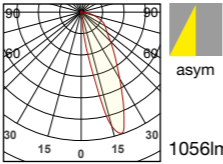
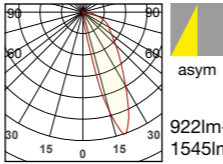
IP protection  
Color rendering index  
Color temperature  
Radiation characteristics  
Dimmability  
Color



RAY

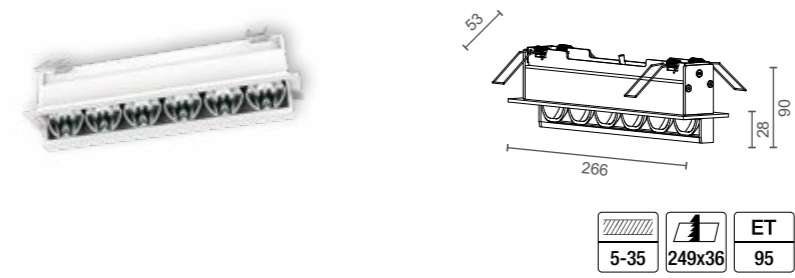
RAY asymmetrical recessed light, 6-bulb, aluminum, surface white or matt-black. RAL color choice options. The asymmetrical, microfaceted free-form, high-efficiency surface reflector ensures optimized longitudinal glare control with excellent uniformity, as well as guaranteed freedom from glare from all luminaire viewing angles. Choose between four color temperatures with color rendering Ra >90, 2700K, 3000K, 4000K, tunable white with dynamic color temperature change and constant luminaire luminous flux 2200-5000K. Lighting system consists of a light and control gear unit with a plug-in connection. Developed for wall washer lighting concepts in the hotel industry, in hallways and corridors, museums and galleries, as well as projects that place strict demands on lighting technology and visual comfort.

RAY RECESSED 6-FLAMES

LED POWER	18W			
SYSTEM POWER	22W			
CRI	>90	>90	>90	>80
CCT	2700K  1013lm	3000K  967lm	4000K  1056lm	2200K - 5000K  922lm-1545lm


RAY RECESSED 6-FLAMES

RAY-DB018



ITEM CONFIGURATION

- IP PROTECTION  
0 IP 20
- COLOR RENDERING INDEX  
80 CRI>80  
90 CRI>90
- COLOR TEMPERATURE/CCT  
0027 2700K  
0030 3000K  
0040 4000K  
2250 tunable white
- BEAM CHARACTERISTICS  
01 asymmetrical
- DIMMABILITY  
D DALI dimmable  
(other dimming variants on request)
- COLOR  
WM white matt  
SWM schwarz matt
- SPECIAL  
Color of your choice from the 2F color card

 DALI DT8 INTERFACE WITH TUNABLE WHITE REQUIRED (ON SITE).

Order example:  
RAY-DB018-900002701D-SWM

IP protection  
COLOR RENDERING INDEX  
Color temperature  
Radiation characteristics  
Dimmability  
Color



RAY

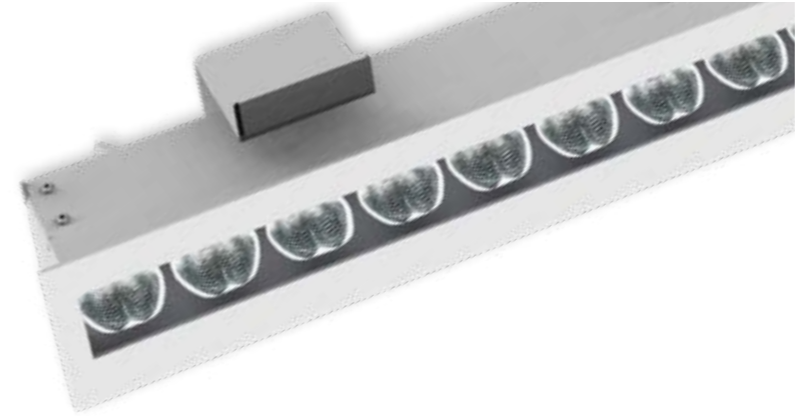
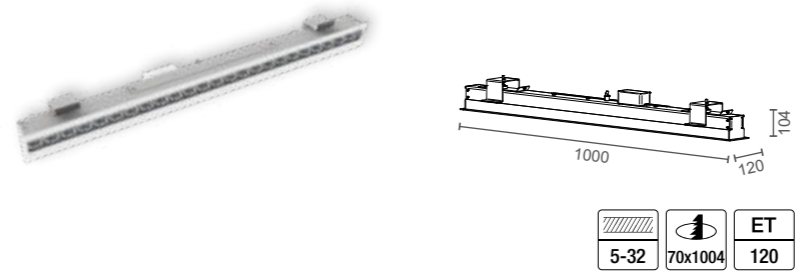
RAY asymmetrical recessed light, 24-bulb, aluminum, surface white or matt-black. RAL color choice options. The asymmetrical, microfaceted free-form, high-efficiency surface reflector ensures optimized longitudinal glare control with excellent uniformity, as well as guaranteed freedom from glare from all luminaire viewing angles. Choose between four color temperatures with color rendering Ra >90, 2700K, 3000K, 4000K, tunable white with dynamic color temperature change and constant luminaire luminous flux 2200-5000K. Lighting system consists of a light with an integrated control gear unit. Developed for wall washer lighting concepts in the hotel industry, in hallways and corridors, museums and galleries, as well as projects that place strict demands on lighting technology and visual comfort.

RAY RECESSED 24-FLAMES

LED POWER	36W			
SYSTEM POWER	47W			
CRI	>90			
CCT	2700K	3000K	4000K	2200K - 5000K

RAY RECESSED 24-FLAMES

RAY-EA036



ITEM CONFIGURATION

- IP PROTECTION
- 0 IP 20
- COLOR RENDERING INDEX
- 80 CRI>80  
90 CRI>90
- COLOR TEMPERATURE/CCT
- 0027 2700K  
0030 3000K  
0040 4000K  
2250 tunable white
- BEAM CHARACTERISTICS
- 01 asymmetrical
- DIMMABILITY
- D DALI dimmable  
(other dimming variants on request)
- COLOR
- WM white matt  
SWM black matt
- SPECIAL
- Color of your choice from the 2F color card

! DALI DT8 INTERFACE WITH TUNABLE WHITE REQUIRED (ON SITE).

Order example:  
RAY-EA036090002701D-SWM

Content

Recessed  
Lights

Surface  
Lights

Pendant  
Light

Track  
Railsystem

Profiles

LED  
Stripes

LED  
Lights

Outdoor  
Lights

LED  
Driver

Legend  
Colors



TOM'S ALMHÜTTE  
Maria Alm



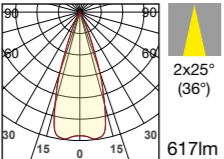
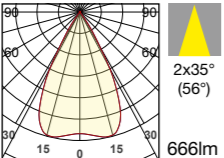
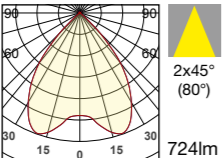
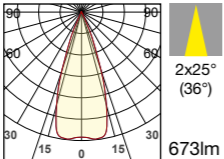
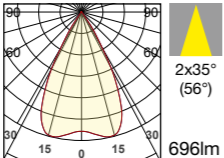
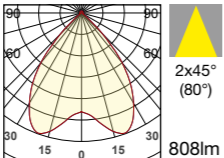
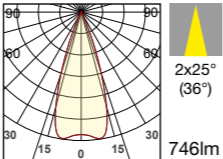
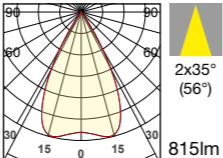
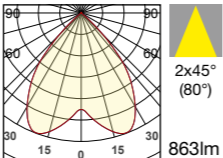
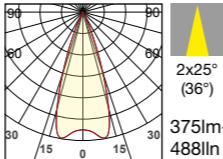
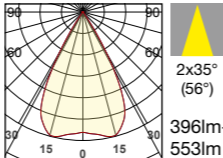
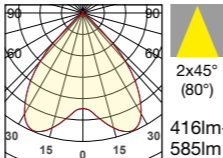
MIO

MIO recessed spotlight, aluminum, surface white or matt-black. RAL color choice options. The microfaceted free-form surface reflector, specially designed for 2F Leuchten, combines maximum efficiency with optimal longitudinal glare control, and high-precision light control for absolutely homogeneous light distribution.

Choose between four color temperatures with color rendering Ra >90, 2700K, 3000K, 4000K, tunable white with dynamic color temperature change and constant luminaire luminous flux 2200-5000K. Luminaire without control gear (order separately).

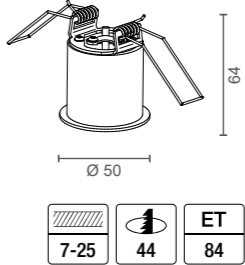
Developed for schools, company buildings and offices, retail, hotels and restaurants, as well as projects that place strict demands on architectural and special lighting technology. The available beam angles 2x25°, 2x35°, 2x45° (batwing to meet the requirement for the largest possible luminaire spacing (as in general traffic areas). spacing, e.g. for general traffic areas).

MIO RECESSED

LED POWER	8W			
SYSTEM POWER	11W			
CRI	>90			
CCT	<div>2700K<div><div>2x25° (36°)</div><div>617lm</div></div></div> <div>2700K, 2x35° (56°) beam angle.<div><div>2x35° (56°)</div><div>666lm</div></div></div> <div>2700K, 2x45° (80°) beam angle.<div><div>2x45° (80°)</div><div>724lm</div></div></div>	<div>3000K<div><div>2x25° (36°)</div><div>673lm</div></div></div> <div>3000K, 2x35° (56°) beam angle.<div><div>2x35° (56°)</div><div>696lm</div></div></div> <div>3000K, 2x45° (80°) beam angle.<div><div>2x45° (80°)</div><div>808lm</div></div></div>	<div>4000K<div><div>2x25° (36°)</div><div>746lm</div></div></div> <div>4000K, 2x35° (56°) beam angle.<div><div>2x35° (56°)</div><div>815lm</div></div></div> <div>4000K, 2x45° (80°) beam angle.<div><div>2x45° (80°)</div><div>863lm</div></div></div>	<div>2200K - 5000K<div><div>2x25° (36°)</div><div>375lm-488lm</div></div></div> <div>2200K - 5000K, 2x35° (56°) beam angle.<div><div>2x35° (56°)</div><div>396lm-553lm</div></div></div> <div>2200K - 5000K, 2x45° (80°) beam angle.<div><div>2x45° (80°)</div><div>416lm-585lm</div></div></div>

MIO RECESSED

MIO-EA008



ITEM CONFIGURATION

- IP PROTECTION
- 0 IP 20
- COLOR RENDERING INDEX
- 90 CRI>90
- COLOR TEMPERATURE/CCT
- 0027 2700K
- 0030 3000K
- 0040 4000K
- 2250 tunable white
- BEAM CHARACTERISTICS
- 36 FWTM 2x25° / FWHM 36°
- 56 FWTM 2x35° / FWHM 56°
- 80 FWTM 2x45° / FWHM 80°
- DIMMABILITY
- X without POWER SUPPLY
- COLOR
- WM white matt
- SWM black matt
- SPECIAL
- Color of your choice from the 2F color card

- ! POWER SUPPLY ORDER SEPARATELY (P. 278-282)
- ! DALI DT8 INTERFACE WITH TUNABLE WHITE REQUIRED (ON SITE).
- ! FOR TUNABLE WHITE VERSION 4-PIN CABLING AND DT8 TW CONTROL GEAR REQUIRED
- ! DUE TO THE MINIATURED DESIGN OF THE SPOTLIGHT, THE CONTROL GEAR DOES NOT FIT THROUGH THE CEILING CUTOUT
- ! FOR OPERATION WITH 24V, KSQ AND POWER SUPPLY REQUIRED. FOR OPERATION WITH CONSTANT CURRENT CC POWER SUPPLY REQUIRED.

Order example: MIO-EA008090002736°X-SWM

IP protection  
Color rendering index  
Color temperature  
Radiation characteristics  
Dimmability  
Color



MIO

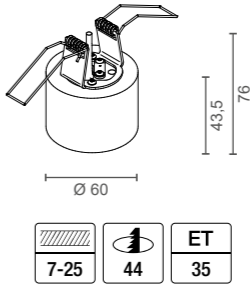
MIO semi-recessed spotlight, aluminum, surface white or matt-black. RAL color choice options. The microfaceted free-form surface reflector, specially designed for 2F Leuchten, combines maximum efficiency with optimal longitudinal glare control, and high-precision light control for absolutely homogeneous light distribution. Choose between four color temperatures with color rendering Ra >90, 2700K, 3000K, 4000K, tunable white with dynamic color temperature change and constant luminaire luminous flux 2200-5000K. Luminaire without control gear (order separately). Developed for schools, company buildings and offices, retail, hotels and restaurants, as well as projects that place strict demands on architectural and special lighting technology. The available beam angles 2x25°, 2x35°, 2x45° (batwing to meet the requirement for the largest possible luminaire spacing (as in general traffic areas). spacing, e.g. for general traffic areas).

MIO SEMI-RECESSED

LED POWER	8W			
SYSTEM POWER	11W			
CRI	>90			
CCT	<div>2700K<div><div>2x25° (36°)</div><div>617lm</div></div></div> <div><div>2x35° (56°)</div><div>666lm</div></div> <div><div>2x45° (80°)</div><div>724lm</div></div>	<div>3000K<div><div>2x25° (36°)</div><div>673lm</div></div></div> <div><div>2x35° (56°)</div><div>696lm</div></div> <div><div>2x45° (80°)</div><div>808lm</div></div>	<div>4000K<div><div>2x25° (36°)</div><div>746lm</div></div></div> <div><div>2x35° (56°)</div><div>815lm</div></div> <div><div>2x45° (80°)</div><div>863lm</div></div>	<div>2200K - 5000K<div><div>2x25° (36°)</div><div>375lm-488lm</div></div></div> <div><div>2x35° (56°)</div><div>396lm-553lm</div></div> <div><div>2x45° (80°)</div><div>416lm-585lm</div></div>

MIO SEMI-RECESSED

MIO-AK008



ITEM CONFIGURATION

- IP PROTECTION

0IP 20
- COLOR RENDERING INDEX

90CRI >90
- COLOR TEMPERATURE/CCT

00272700K00303000K00404000K2250tunable white
- BEAM CHARACTERISTICS

36FWTM 2x25° / FWHM 36°56FWTM 2x35° / FWHM 56°80FWTM 2x45° / FWHM 80°
- DIMMABILITY

Xwithout POWER SUPPLY
- COLOR

WMwhite mattSWMblack matt
- SPECIAL

Color of your choice from the 2F color card

POWER SUPPLY  
ORDER SEPARATELY (P. -282)

DALI DT8 INTERFACE WITH TUNABLE  
WHITE REQUIRED (ON SITE).

FOR TUNABLE WHITE VERSION 4-PIN  
CABLING AND DT8 TW CONTROL GEAR  
REQUIRED

DUE TO THE MINIATURED DESIGN OF THE  
SPOTLIGHT, THE CONTROL GEAR DOES NOT FIT  
THROUGH THE CEILING CUTOUT

FOR OPERATION WITH 24V, KSQ AND  
POWER SUPPLY REQUIRED.  
FOR OPERATION WITH CONSTANT CURRENT  
CC POWER SUPPLY REQUIRED.

Order example:  
MIO-AK008090002736°X-SWM

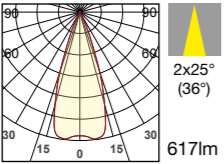
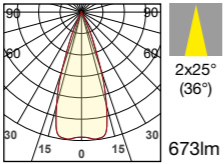
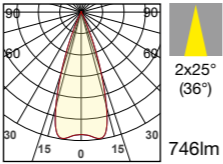
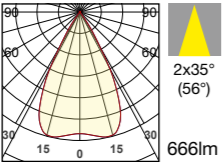
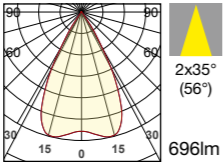
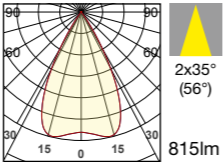
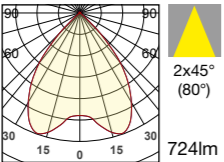
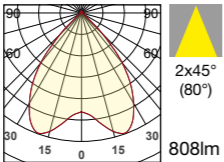
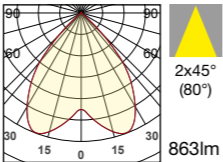
IP protection  
Color rendering index  
Color temperature  
Radiation characteristics  
Dimmability  
Color



MIO

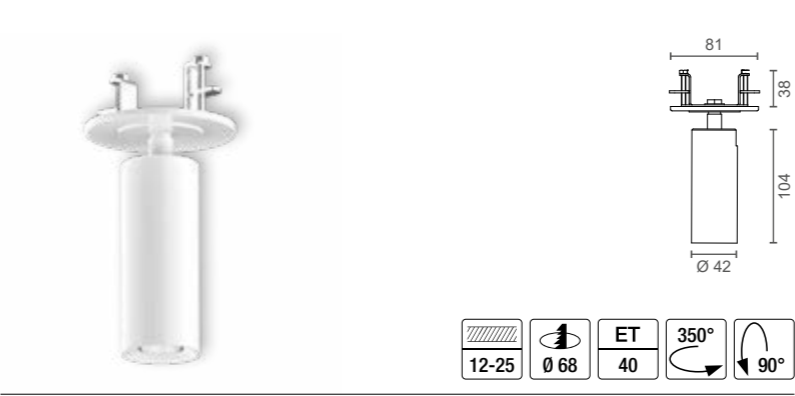
MIO semi-recessed spotlight, aluminum, surface white or matt-black. RAL color choice options. The microfaceted free-form surface reflector, specially designed for 2F Leuchten, combines maximum efficiency with optimal longitudinal glare control, and high-precision light control for absolutely homogeneous light distribution. Choose between four color temperatures with color rendering Ra >90, 2700K, 3000K, 4000K, tunable white with dynamic color temperature change and constant luminaire luminous flux 2200-5000K. Luminaire without control gear (order separately). Developed for schools, company buildings and offices, retail, hotels and restaurants, as well as projects that place strict demands on architectural and special lighting technology. The available beam angles 2x25°, 2x35°, 2x45° (batwing to meet the requirement for the largest possible luminaire spacing (as in general traffic areas).

MIO SEMI RECESSED

LED POWER	8W		
SYSTEM POWER	11W		
CRI	>90		
CCT	2700K	3000K	4000K
	<div><div>2x25° (36°)</div><div>617lm</div></div>	<div><div>2x25° (36°)</div><div>673lm</div></div>	<div><div>2x25° (36°)</div><div>746lm</div></div>
	<div><div>2x35° (56°)</div><div>666lm</div></div>	<div><div>2x35° (56°)</div><div>696lm</div></div>	<div><div>2x35° (56°)</div><div>815lm</div></div>
	<div><div>2x45° (80°)</div><div>724lm</div></div>	<div><div>2x45° (80°)</div><div>808lm</div></div>	<div><div>2x45° (80°)</div><div>863lm</div></div>

MIO SEMI-RECESSED SPOTLIGHT ADJUSTABLE

MIO-AH008



ITEM CONFIGURATION

- IP PROTECTION
- 0 IP 20
- COLOR RENDERING INDEX
- 90 CRI>90
- COLOR TEMPERATURE/CCT
- 0027 2700K
- 0030 3000K
- 0040 4000K
- BEAM CHARACTERISTICS
- 36 FWTM 2x25° / FWHM 36°
- 56 FWTM 2x35° / FWHM 56°
- 80 FWTM 2x45° / FWHM 80°
- DIMMABILITY
- D DALI dimmable
- (other dimming variants on request)
- COLOR
- WM white matt
- SWM black matt
- SPECIAL
- Color of your choice from the 2F color card

! INSTALLATION DEPTH FOR CEILING  
RECESS AT LEAST 80MM.

Order example:  
MIO-AH008090002736D-SWM

IP protection

Color rendering index

Color temperature

Radiation characteristics

Dimmability

Color



- Content
- Recessed Lights
- Surface Lights
- Pendant Light
- Track Railsystem
- Profiles
- LED Stripes
- LED Lights
- Outdoor Lights
- LED Driver
- Legend Colors



MIO

MIO recessed light, 2-bulb, aluminum, surface white or matt black. Additionally RAL color of your choice possible. The microfaceted free-form surface reflector, specially designed for 2F Leuchten, combines maximum efficiency with optimal longitudinal glare control, while at the same time highly precise light control for absolutely homogeneous light distribution.

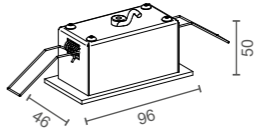
Three different color temperatures with color rendering Ra >90, 2700K, 3000K, 4000K, individually selectable. Lighting system consisting of a light and control gear unit with plug-in connection. Developed for schools, company buildings & offices, retail, hotels and restaurants, as well as projects with high demands on architectural and special lighting technology. The available beam angles 2x25°, 2x35°, 2x45° (batwing to meet the requirement for the largest possible luminaire spacing, e.g. for general traffic areas).

MIO RECESSED

LED POWER	8W		
SYSTEM POWER	11W		
CRI	>90		
CCT	<div>2700K<div><div><div></div><div>2x25° (36°)</div></div><div>690lm</div></div></div> <div>2x35° (56°)<div>737lm</div></div> <div>2x45° (80°)<div>788lm</div></div>	<div>3000K<div><div><div></div><div>2x25° (36°)</div></div><div>667lm</div></div><div>2x35° (56°)<div>767lm</div></div><div>2x45° (80°)<div>822lm</div></div></div>	<div>4000K<div><div><div></div><div>2x25° (36°)</div></div><div>730lm</div></div><div>2x35° (56°)<div>798lm</div></div><div>2x45° (80°)<div>872lm</div></div></div>

MIO RECESSED 2-FLAMES

MIO-EF008



ITEM CONFIGURATION

**IP PROTECTION**  
0 IP 20

**COLOR RENDERING INDEX**  
90 CRI>90

**COLOR TEMPERATURE/CCT**  
0027 2700K  
0030 3000K  
0040 4000K

**BEAM CHARACTERISTICS**  
36 FWTM 2x25° / FWHM 36°  
56 FWTM 2x35° / FWHM 56°  
80 FWTM 2x45° / FWHM 80°

**DIMMABILITY**  
D DALI dimmable  
(other dimming variants on request)


**COLOR**  
WM white matt  
SWM black matt

**SPECIAL**  
Color of your choice from the 2F color card

TUNABLE WHITE AVAILABLE ON REQUEST

Order example:  
MIO-EF008090002736D-SWM

IP protection  
Color rendering index  
Color temperature  
Radiation characteristics  
Dimmability  
Color



MIO RECESSED

LED POWER	16W		
SYSTEM POWER	20W		
CRI	>90		
CCT	<div>2700K<div><div><div></div><div>2x25° (36°)</div></div><div>1360lm</div></div></div> <div>2x35° (56°)<div>1474lm</div></div> <div>2x45° (80°)<div>1576lm</div></div>	<div>3000K<div><div><div></div><div>2x25° (36°)</div></div><div>1334lm</div></div><div>2x35° (56°)<div>1534lm</div></div><div>2x45° (80°)<div>1644lm</div></div></div>	<div>4000K<div><div><div></div><div>2x25° (36°)</div></div><div>1461lm</div></div><div>2x35° (56°)<div>1597lm</div></div><div>2x45° (80°)<div>1744lm</div></div></div>

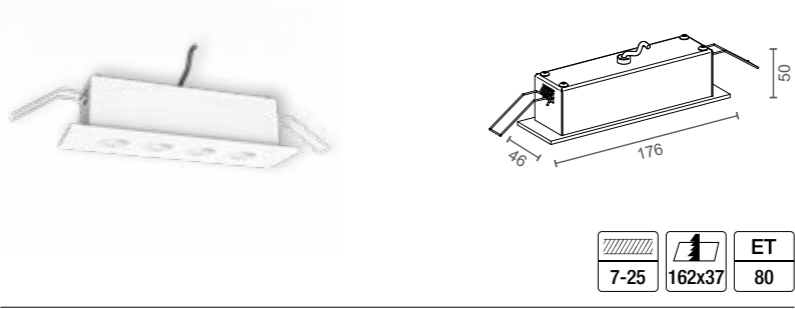
MIO

MIO recessed light, 4-bulb, aluminum, surface white or matt black. Additionally RAL color of your choice possible. The microfaceted free-form surface reflector, specially designed for 2F Leuchten, combines maximum efficiency with optimal longitudinal glare control, while at the same time highly precise light control for absolutely homogeneous light distribution.

Three different color temperatures with color rendering Ra >90, 2700K, 3000K, 4000K, individually selectable. Lighting system consisting of a light and control gear unit with plug-in connection. Developed for schools, company buildings & offices, retail, hotels and restaurants, as well as projects with high demands on architectural and special lighting technology. The available beam angles 2x25°, 2x35°, 2x45° (batwing to meet the requirement for the largest possible luminaire spacing, e.g. for general traffic areas).

MIO RECESSED 4-FLAMES

MIO-ED016



ITEM CONFIGURATION

- IP PROTECTION

0IP 20
- COLOR RENDERING INDEX

90CRI>90
- COLOR TEMPERATURE/CCT


00272700K00303000K00404000K
- BEAM CHARACTERISTICS

36FWTM 2x25° / FWHM 36°56FWTM 2x35° / FWHM 56°80FWTM 2x45° / FWHM 80°
- DIMMABILITY

D DALI dimmable  
(other dimming variants on request)
- COLOR

WM white mattSWM black matt
- SPECIAL

Color of your choice from the 2F color card

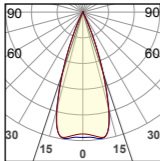
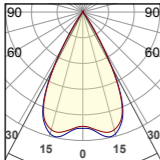
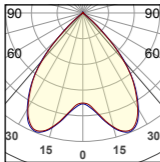
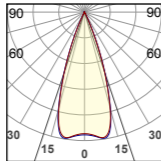
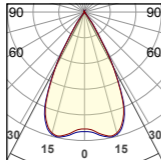
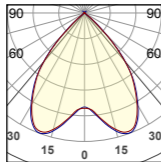
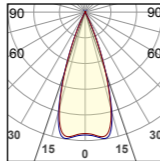
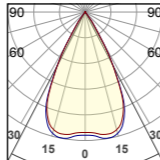
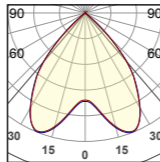
 TUNABLE WHITE AVAILABLE ON REQUEST

Order example:  
MIO-ED016090002736D-SWM

IP protectionColor rendering indexColor temperatureRadiation characteristicsDimmabilityColor



MIO RECESSED

LED POWER	16W		
SYSTEM POWER	20W		
CRI	>90		
CCT	<div>2700K<div><div><div></div><div>2x25° (36°)</div><div>1418lm</div></div><div><div></div><div>2x35° (56°)</div><div>1469lm</div></div><div><div></div><div>2x45° (80°)</div><div>1559lm</div></div></div></div> <div>3000K<div><div><div></div><div>2x25° (36°)</div><div>1462lm</div></div><div><div></div><div>2x35° (56°)</div><div>1584lm</div></div><div><div></div><div>2x45° (80°)</div><div>1643lm</div></div></div></div> <div>4000K<div><div><div></div><div>2x25° (36°)</div><div>1537lm</div></div><div><div></div><div>2x35° (56°)</div><div>1662lm</div></div><div><div></div><div>2x45° (80°)</div><div>1744lm</div></div></div></div>		

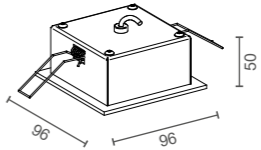
MIO

MIO recessed light, 4-bulb, aluminum, surface white or matt black. Additionally RAL color of your choice possible. The microfaceted free-form surface reflector, specially designed for 2F Leuchten, combines maximum efficiency with optimal longitudinal glare control, while at the same time highly precise light control for absolutely homogeneous light distribution.

Three different color temperatures with color rendering Ra >90, 2700K, 3000K, 4000K, individually selectable. Lighting system consisting of a light and control gear unit with plug-in connection. Developed for schools, company buildings & offices, retail, hotels and restaurants, as well as projects with high demands on architectural and special lighting technology. The available beam angles 2x25°, 2x35°, 2x45° (batwing to meet the requirement for the largest possible luminaire spacing, e.g. for general traffic areas).

MIO RECESSED 4-FLAMES

MIO-EE016



ITEM CONFIGURATION

- IP PROTECTION

0 IP 20
- COLOR RENDERING INDEX

90 CRI>90
- COLOR TEMPERATURE/CCT

0027 2700K0030 3000K0040 4000K
- BEAM CHARACTERISTICS

36 FWTM 2x25° / FWHM 36°56 FWTM 2x35° / FWHM 56°80 FWTM 2x45° / FWHM 80°
- DIMMABILITY

D DALI dimmable  
(other dimming variants on request)
- COLOR

WM white mattSWM black matt
- SPECIAL

Color of your choice from the 2F color card

TUNABLE WHITE AVAILABLE ON REQUEST

Order example:  
MIO-EE016090002736D-SWM

IP protection  
Color rendering index  
Color temperature  
Radiation characteristics  
Dimmability  
Color



Content

Recessed  
Lights

Surface  
Lights

Pendant  
Light

Track  
Railsystem

Profiles


LED  
Stripes

LED  
Lights

Outdoor  
Lights

LED  
Driver

Legend  
Colors



MIO

MIO recessed light, 16-bulb, aluminum, surface white or matt black. Additionally RAL color of your choice possible. The microfaceted free-form surface reflector, specially designed for 2F Leuchten, combines maximum efficiency with optimal longitudinal glare control, while at the same time highly precise light control for absolutely homogeneous light distribution.

Four different color temperatures with color rendering Ra >90, 2700K, 3000K, 4000K, tunable white with dynamic color temperature change with constant luminaire luminous flux 2200-5000K can be individually selected. Lighting system consisting of a light and control gear unit with plug-in connection.

Developed for schools, company buildings & offices, retail, hotels and restaurants, as well as projects with high demands on architectural and special lighting technology. The available beam angles 2x25°, 2x35°, 2x45° (batwing to meet the requirement for the largest possible luminaire spacing, e.g. for general traffic areas).

MIO RECESSED

LED POWER	24W			
SYSTEM POWER	27W			
CRI	>90			
CCT	<div>2700K</div> <div> 2x25° (36°) 2096lm</div> <div> 2x35° (56°) 2109lm</div> <div> 2x45° (80°) 2293lm</div>	<div>3000K</div> <div> 2x25° (36°) 2126lm</div> <div> 2x35° (56°) 2212lm</div> <div> 2x45° (80°) 2326lm</div>	<div>4000K</div> <div> 2x25° (36°) 2442lm</div> <div> 2x35° (56°) 2679lm</div> <div> 2x45° (80°) 2868lm</div>	<div>2200K - 5000K</div> <div> 2x25° (36°) 1470lm-1909lm</div> <div> 2x35° (56°) 1660lm-2160lm</div> <div> 2x45° (80°) 1742lm-2286lm</div>

MIO RECESSED 16-FLAMES

MIO-EB024



ITEM CONFIGURATION

- IP PROTECTION
- 0 IP 20
- COLOR RENDERING INDEX
- 90 CRI>90
- COLOR TEMPERATURE/CCT
- 0027 2700K
- 0030 3000K
- 0040 4000K
- 2250 tunable white
- BEAM CHARACTERISTICS
- 36 FWTM 2x25° / FWHM 36°
- 56 FWTM 2x35° / FWHM 56°
- 80 FWTM 2x45° / FWHM 80°
- DIMMABILITY
- D DALI dimmable
- (other dimming variants on request)
- COLOR
- WM white matt
- SWM black matt
- SPECIAL
- Color of your choice from the 2F color card

DALI DT8 INTERFACE WITH TUNABLE WHITE REQUIRED (ON SITE).

2 DALI ADDRESSES AT TUNABLE WHITE REQUIRED (2 POWER SUPPLYS INSTALLED PER LIGHT)

Order example:  
MIO-EB024090002736D-SWM

IP protection  
Color rendering index  
Color temperature  
Radiation characteristics  
Dimmability  
Color



MIO RECESSED

LED POWER	16W			
SYSTEM POWER	19W			
CRI	>90			
CCT	2700K	3000K	4000K	2200K - 5000K
	<div> 2x25° (36°) 1318lm</div>	<div> 2x25° (36°) 1391lm</div>	<div> 2x25° (36°) 1720lm</div>	<div> 2x25° (36°) 1089lm-1409lm</div>
	<div> 2x35° (56°) 1498lm</div>	<div> 2x35° (56°) 1534lm</div>	<div> 2x35° (56°) 1880lm</div>	<div> 2x35° (56°) 1219lm-1618lm</div>
	<div> 2x45° (80°) 1598lm</div>	<div> 2x45° (80°) 1603lm</div>	<div> 2x45° (80°) 1993lm</div>	<div> 2x45° (80°) 1291lm-1753lm</div>

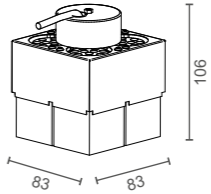
MIO

MIO recessed light for grid ceilings, aluminum, matt black surface. The one specifically for The microfaceted free-form surface reflector designed by 2F Leuchten combines maximum efficiency with optimal longitudinal glare control, while at the same time highly precise light control for absolutely homogeneous light distribution. Four different color temperatures with color rendering Ra >90, 2700K, 3000K, 4000K, tunable white with dynamic color temperature change with constant luminaire luminous flux 2200-5000K can be individually selected. Lighting system consisting of a light and control gear unit with plug-in connection. Developed for schools, company buildings & offices, retail, hotels and restaurants, as well as projects with high demands on architectural and special lighting technology. The available beam angles 2x25°, 2x35°, 2x45° (batwing to meet the requirement for the largest possible luminaire spacing, e.g. for general traffic areas).

MIO FOR GRID

MIO-RA016

Suitable for cell grid module ceilings:  
40x40mm, height: 40mm  
e.g. Unigrig by Hunter Douglas



DALI DT8 INTERFACE WITH TUNABLE WHITE REQUIRED (ON SITE).

ITEM CONFIGURATION

IP PROTECTION

0 IP 20

COLOR RENDERING INDEX

90 CRI>90

COLOR TEMPERATURE/CCT

0027 2700K  
0030 3000K  
0040 4000K  
2250 tunable white

BEAM CHARACTERISTICS

36 FWTM 2x25° / FWHM 36°  
56 FWTM 2x35° / FWHM 56°  
80 FWTM 2x45° / FWHM 80°

DIMMABILITY

D DALI dimmable  
(other dimming variants on request)

COLOR

WM black matt

SPECIAL

Color of your choice from the 2F color card



LETZIPARK  
Zürich

Order example:  
MIO-RA016090002736D-SWM

IP protection  
Color rendering index  
Color temperature  
Radiation characteristics  
Dimmability  
Color

INFO

RON

RJR

RAY

MIO

LEA

ORB

TUB

HYR

NOG

EBGL

MAN


NOX

FIN

MINI

GINO MIP

SLOT



LEA RECESSED

LED POWER	8W / 24 VOLT		6W / 24 Volt	
SYSTEM POWER	11W		9W	
CRI	>90		>90	
CCT	2700K	3000K	4000K	2200K - 5000K
	 481lm	 525lm	 529lm	 171lm-223lm
	 549lm	 602lm	 661lm	 199lm-262lm

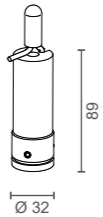
LEA

LEA recessed spotlight, frameless, aluminum, surface white or matt-black. RAL color choice options. The innovative and patented Bartenbach LFO lens optics ensure a puristic design language. The LFO lens focuses the light through you to a minimum reduced light emission and concentrates it exclusively on the area to be illuminated. Maximum assembly convenience due to the innovative click-in function with spring-loaded ball pressure pieces.

The recessed design creates an almost invisible, highly efficient, completely glare-free and comfortable light source. Choose between three color temperatures with color rendering Ra >90, 2700K, 3000K, 4000K or tunable white. Luminaire without control gear (order separately). Developed for the hotel industry, catering industry and projects that place strict demands on lighting technology, visual comfort and room atmosphere. Design in the purest functionality for frameless lighting accents that merge with a building's architecture. Available in beam angles 2x20° and 2x38°.

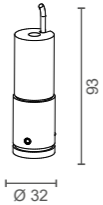
LEA

LEA-EA00809000



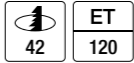
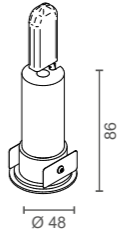
LEA TUNABLE WHITE

LEA-EB0060902250



LEA

LEA-EI00809000



- ORDER PLASTERING SLEEVE FOR LEA-EA & LEA-EB SEPARATELY (PAGE 93)
- DALI DT8 INTERFACE WITH TUNABLE WHITE REQUIRED (ON SITE).
- FOR TUNABLE WHITE VERSION 4-PIN CABLING AND DT8 TW CONTROL GEAR REQUIRED
- DUE TO THE MINIATURIZED DESIGN OF THE SPOTLIGHT, THE CONTROL GEAR DOES NOT FIT THROUGH THE CEILING CUTOUT
- POWER SUPPLY ORDER SEPARATELY (P. 278-282)

ITEM CONFIGURATION

IP PROTECTION

0 IP 20

COLOR RENDERING INDEX

90 CRI>90

COLOR TEMPERATURE/CCT

0027 2700K  
0030 3000K  
0040 4000K  
2250 tunable white

BEAM CHARACTERISTICS

34 FWTM 2x20° / FWHM 34°  
46 FWTM 2x38° / FWHM 46°

DIMMABILITY

X without POWER SUPPLY  
F without control gear (24 volts/CV)  
(Dimming depends on the POWER SUPPLY)

COLOR

WM white matt  
SWM black matt

SPECIAL

Color of your choice from the 2F color card

Order example:  
LEA-EA008090002734D-SWM

IP protection  
Color rendering index  
Color temperature  
Radiation characteristics  
Dimmability  
Color

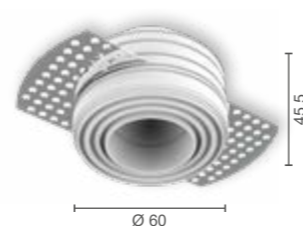


- Content
- Recessed Lights
- Surface Lights
- Pendant Light
- Track Railsystem
- Profiles
- LED Stripes
- LED Lights
- Outdoor Lights
- LED Driver
- Legend Colors

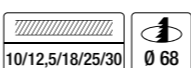

SUURSTOFFI  
Rotkreuz

# LEA MOUNTING ACCESSORIES

LEA INSTALLATION SLEEVE PLASTER  
LEA-PLASTER-2



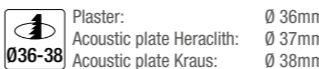
LEA INSTALLATION SLEEVE CONCRETE  
LEA-CONCRETE-1



LEA INSTALLATION SLEEVE PLASTER  
LEA-PLASTER-3



LEA WOODEN INSTALLATION SLEEVE  
LEA-WOOD-SW




LEA ASSEMBLY TOOL  
LEA-MONTAGE  
(FOR LEA-PLASTER-3, LEA-WOOD)



LEA DISASSEMBLY TOOL  
LEA-DEMONTAGE



 MORE COLORS BY COLOR  
MAP POSSIBLE (P. 286 - 287)

- INFO
- RON
- RJR
- RAY
- MIO
- LEA
- ORB
- TUB
- HYR
- NOG
- EBGL
- MAN
- NOX
- FIN
- MINI
- GINO MIP
- SLOT

Content

Recessed  
Lights

Surface  
Lights

Pendant  
Light

Track  
Railsystem

Profiles

LED  
Stripes

LED  
Lights

Outdoor  
Lights

LED  
Driver

Legend  
Colors



HOTEL & RESTAURANT ZUM OXN  
Laufen



LEA RECESSED

LED POWER	11W		
SYSTEM POWER	15W		
CRI	>90		
CCT	2700K	3000K	4000K
	<div> 2x20° (34°) 490lm</div>	<div> 2x20° (34°) 550lm</div>	<div> 2x20° (34°) 555lm</div>
	<div> 2x38° (46°) 551lm</div>	<div> 2x38° (46°) 620lm</div>	<div> 2x38° (46°) 685lm</div>

LEA

LEA-EC recessed spotlight, aluminum, surface white or matt black. Additionally RAL color of your choice possible. The innovative and patented LFO lens optics from Bartenbach ensure a puristic design language. The LFO lens focuses the light by reducing light emission to a minimum and concentrating it exclusively on the area to be illuminated.

The recessed design creates an almost invisible, completely glare-free and comfortable light source with high efficiency. Three different color temperatures with color rendering Ra >90, 2700K, 3000K, 4000K, individually selectable. Lighting system consisting of a light and control gear unit with plug-in connection.

Developed for the hotel industry, catering industry and projects with high demands on lighting technology, visual comfort and room atmosphere. Available in beam angles 2x20° and 2x38°.

LEA

LEA-EC011



ITEM CONFIGURATION

- IP PROTECTION
- 0 IP 20
- COLOR RENDERING INDEX
- 90 CRI>90
- COLOR TEMPERATURE/CCT
- 0027 2700K
- 0030 3000K
- 0040 4000K
- BEAM CHARACTERISTICS
- 34 FWTM 2x20° / FWHM 34°
- 46 FWTM 2x38° / FWHM 46°
- DIMMABILITY
- D DALI dimmable
- (other dimming variants on request)
- COLOR
- WM white matt
- SWM black matt
- SPECIAL
- Color of your choice from the 2F color card



Order example:  
LEA-EC011090002734D-SWM

IP protection  
Color rendering index  
Color temperature  
Radiation characteristics  
Dimmability  
Color



LEA RECESSED TUNABLE WHITE

LED POWER	7W			
SYSTEM POWER	10W			
CRI	>90			
CCT	2200K - 5000K			
	<div><div></div><div></div></div>			

LEA

LEA-ED recessed spotlight, aluminum, surface white or matt black. Additionally RAL color of your choice possible. The innovative and patented LFO lens optics from Bartenbach ensure a puristic design language. The LFO lens focuses the light by reducing light emission to a minimum and concentrating it exclusively on the area to be illuminated. The recessed design creates an almost invisible, completely glare-free and comfortable light source with high efficiency. Tunable white with color rendering Ra >90 and dynamic color temperature change with constant luminaire luminous flux 2200-5000K. Lighting system consisting of a light and control gear unit with plug-in connection. Developed for the hotel industry, catering industry and projects with high demands on lighting technology, visual comfort and room atmosphere. Available in beam angles 2x20° and 2x38°.

LEA

LEA-ED007



ITEM CONFIGURATION


- IP PROTECTION
- 0 IP 20
- COLOR RENDERING INDEX
- 90 CRI>90
- COLOR TEMPERATURE/CCT
- 2250 tunable white
- BEAM CHARACTERISTICS
- 34 FWTM 2x20° / FWHM 34°
- 46 FWTM 2x38° / FWHM 46°
- DIMMABILITY
- D DALI dimmable
- (other dimming variants on request)
- COLOR
- WM white matt
- SWM black matt
- SPECIAL
- Color of your choice from the 2F color card

DALI DT8 INTERFACE WITH TUNABLE WHITE REQUIRED (ON SITE).

Order example:  
LEA-ED007090002734D-SWM



- Content
- Recessed Lights
- Surface Lights
- Pendant Light
- Track Railsystem
- Profiles
- LED Stripes
- LED Lights
- Outdoor Lights
- LED Driver
- Legend Colors



ORB RECESSED

LED POWER	8W	12W	8W	12W
SYSTEM POWER	10W	13W	10W	13W
CRI	>90			
CCT	2700K	2700K	3000K	3000K
	<div> 18° 497lm</div> <div> 38° 531lm</div>	<div> 18° 869lm</div> <div> 38° 940lm</div>	<div> 18° 701lm</div> <div> 38° 755lm</div>	<div> 18° 1083lm</div> <div> 38° 1139lm</div>

ORB

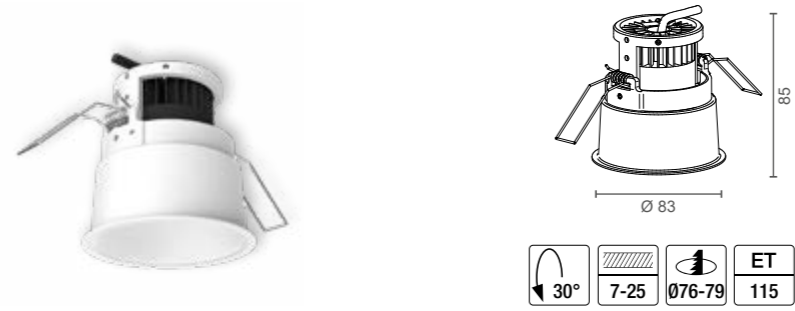
ORB recessed spotlight, aluminum, tiltable, surface white or black, smooth structure. RAL color choice options. Choose between two color temperatures with color rendering Ra >90, 2700K, 3000K.

Lighting system consists of a light with an 8W or 12W LED insert, integrated heat sink and control gear unit with a plug-in connection. The all-round talent ORB is characterized by height-adjustability and multifunctional design.

The recessed spotlight can be adjusted in four positions in height and swivel range. In addition to the standard equipment, ORB is also available with a GU10 socket upon request (LED insert can be replaced). The spotlights fit discreetly into any room architecture due to the simple design. Available as standard in beam angles of 18° and 38°.

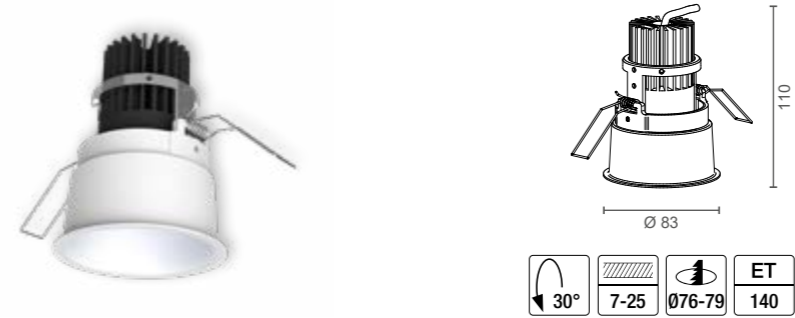
ORB RECESSED SWIVEL- AND HEIGHT ADJUSTABLE

ORB-EA008



ORB RECESSED SWIVEL- AND HEIGHT ADJUSTABLE

ORB-EA012



ORB INSTALLATION IP55 WITH PROTECTIVE GLASS IN FRONT, IDENTICAL TO IP 20 (NOT TILTABLE AND HEIGHT ADJUSTABLE)



ITEM CONFIGURATION with integrated light source

IP PROTECTION

0 IP 20  
5 IP 55

COLOR RENDERING INDEX

90 CRI>90

COLOR TEMPERATURE/CCT

0027 2700K  
0030 3000K

BEAM CHARACTERISTICS

18 FWHM 18°  
38 FWHM 38°

DIMMABILITY

D DALI dimmable  
(other dimming variants on request)

COLOR

WF white fine structure  
SWF black fine structure

SPECIAL

Color of your choice from the 2F color card

Order example:  
ORB-EA008090002738D-SWF

IP protection  
Color rendering index  
Color temperature  
Radiation characteristics  
Dimmability  
Color

INFO

RON

RJR

RAY

MIO

LEA

ORB

TUB

HYR

NOG

EBGL

MAN

NOX

FIN

MINI

GINO MIP

SLOT



ORB RECESSED

LED POWER	7W			
SYSTEM POWER	9W			
CRI	>90			
CCT	2700K			
	<div><div><div><div><div></div><div>15°</div></div><div><div></div><div>571lm</div></div></div><div><div><div></div><div>36°</div></div><div><div></div><div>542lm</div></div></div></div></div>			

ORB 24V

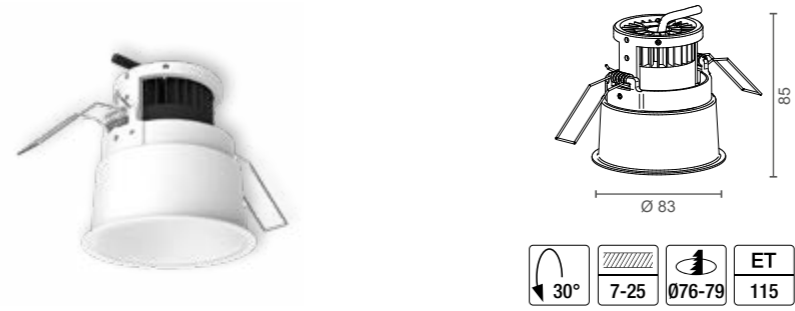
ORB recessed spotlight, aluminum, tiltable, surface white or black, smooth structure. RAL color choice options. Choose between two color temperatures with color rendering Ra >90, 2700K, 3000K.

Lighting system consists of a light with an 7W LED insert, integrated heat sink and control gear unit with a plug-in connection. The all-round talent ORB is characterized by height-adjustability and multifunctional design.

The recessed spotlight can be adjusted in four positions in height and swivel range. In addition to the standard equipment, ORB is also available with a GU10 socket upon request (LED insert can be replaced). The spotlights fit discreetly into any room architecture due to the simple design. Available as standard in beam angles of 15° and 36°.

ORB RECESSED SWIVEL- AND HEIGHT ADJUSTABLE

ORB-EA007



ITEM CONFIGURATION WITH 24V LED

- IP PROTECTION
- 0 IP 20  
5 IP 55
- COLOR RENDERING INDEX
- 90 CRI>90
- COLOR TEMPERATURE/CCT
- 0027 2700K
- BEAM CHARACTERISTICS
- 15 FWHM 15°  
36 FWHM 36°
- DIMMABILITY
- F 24V without POWER SUPPLY
- COLOR
- WF white fine structure  
SWF black fine structure
- SPECIAL
- Color of your choice from the 2F color card



ORB INSTALLATION IP55 WITH PROTECTIVE GLASS IN FRONT, IDENTICAL TO IP 20 (NOT TILTABLE AND HEIGHT ADJUSTABLE)



Order example:  
ORB-EA0070900002736E-SWF

IP protection  
Color rendering index  
Color temperature  
Radiation characteristics  
Dimmability  
Color



Content

Recessed  
Lights

Surface  
Lights

Pendant  
Light

Track  
Railsystem

Profiles

LED  
Stripes

LED  
Lights

Outdoor  
Lights

LED  
Driver

Legend  
Colors

TOM'S ALMHÜTTE  
Maria Alm



TUB

Semi-surface mounted light, aluminum, surface white or matt-black. RAL color choice options. The three possible beam angles are achieved by highly-effective lenses. A sharp cut-off of the beam angle is projected by using the lenses. An additional honeycomb grid can be used to further limit glare.

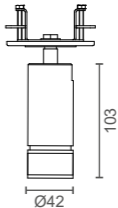
Choose between three color temperatures with color rendering Ra >90, 2700K, 3000K, 4000K. Lighting system consists of a light and control gear unit with a plug-in connection. Developed for schools, company buildings and offices, retail, hotels and restaurants, as well as projects that place strict demands on architectural and special lighting technology. The available beam angles 2x25°, 2x35°, 2x45° (batwing to meet the requirement for the largest possible luminaire spacing, such as for general traffic areas).

TUB SEMI RECESSED

LED POWER	8W		
SYSTEM POWER	11W		
CRI	>90		
CCT	2700K	3000K	4000K
• Reference values measured without honeycomb Honeycomb insert	<div> 15° 868lm</div>	<div> 15° 880lm</div>	<div> 15° 928lm</div>
	<div> 38° 742lm</div>	<div> 38° 753lm</div>	<div> 38° 872lm</div>
	<div> 50° 723lm</div>	<div> 50° 795lm</div>	<div> 50° 745lm</div>

TUB SEMI-RECESSED SPOTLIGHT ADJUSTABLE

TUB-AB008



TUB HONEYCOMB

TUB-HONEYCOMB



INSTALLATION DEPTH FOR CEILING RECESS AT LEAST 80MM.

STANDARD WITHOUT HONEYCOMB INSERT PLEASE ORDER SEPARATELY

ITEM CONFIGURATION

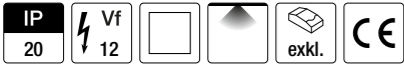

- IP PROTECTION
- 0 IP 20
- COLOR RENDERING INDEX
- 90 CRI>90
- COLOR TEMPERATURE/CCT
- 0027 2700K  
0030 3000K  
0040 4000K
- BEAM CHARACTERISTICS
- 15 FWHM 15°  
38 FWHM 38°  
50 FWHM 50°
- DIMMABILITY
- D DALI dimmable  
(other dimming variants on request)
- COLOR
- WM white matt  
SWM black matt
- SPECIAL
- Color of your choice from the 2F color card

Order example:

TUB-AB008090002738D-SWM

IP protection  
Color rendering index  
Color temperature  
Radiation characteristics  
Dimmability  
Color

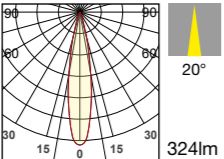
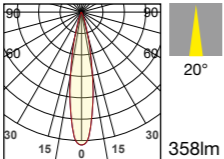
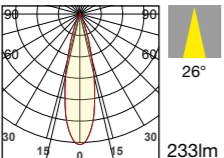
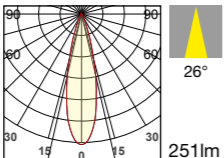




NOG

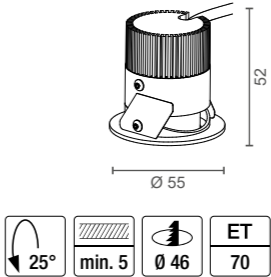
NOG recessed spotlight, aluminum, swivels 25°, surface white or matt-black. RAL color choice options. Choose between two color temperatures with color rendering Ra >90, 2700K, 3000K. Luminaire without control gear (order separately). The recessed design creates an almost invisible, completely glare-free and comfortable light source. Developed for the hotel industry, restaurants, lobbies, corridors and projects that place strict demands on glare control, visual comfort and room atmosphere. Minimalist and reduced, NOG practices visual restraint (hidden to ceiling) and produces pleasant lighting accents. Available in beam angles of 20° and 26°.

NOG RECESSED

LED POWER	6W			
SYSTEM POWER	8W			
CRI	>90			
CCT	2700K	3000K		
	<div><div>20° 324lm</div></div>	<div><div>20° 358lm</div></div>		
	<div><div>26° 233lm</div></div>	<div><div>26° 251lm</div></div>		


NOG RECESSED TILTABLE 55MM


NOG-EA006




ITEM CONFIGURATION

- IP PROTECTION
- 0 IP 20
- COLOR RENDERING INDEX
- 90 CRI>90
- COLOR TEMPERATURE/CCT
- 0027 2700K
- 0030 3000K
- BEAM CHARACTERISTICS
- 20 FWHM 20°
- 26 FWHM 26°
- DIMMABILITY
- X without POWER SUPPLY
- F without control gear (24 volts/CV)
- (Dimming depends on the POWER SUPPLY)
- COLOR OUTSIDE
- WM white matt
- SWM black matt
- COLOR INSIDE
- SWM black matt
- SPECIAL
- Color of your choice from the 2F color card

 POWER SUPPLY ORDER SEPARATELY (P. 278-282)

 DUE TO THE MINIATURED DESIGN OF THE SPOTLIGHT, THE CONTROL GEAR DOES NOT FIT THROUGH THE CEILING CUTOUT

 FOR OPERATION WITH 24V, KSQ AND POWER SUPPLY REQUIRED.  
FOR OPERATION WITH CONSTANT CURRENT CC POWER SUPPLY REQUIRED.

Order example:  
NOG-EA006090002720X-WM-SWM

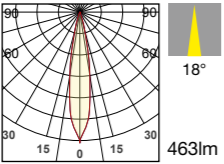
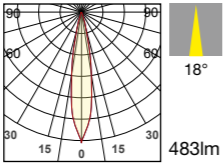
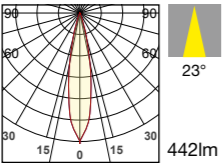
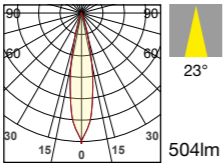
IP protection  
Color rendering index  
Color temperature  
Radiation characteristics  
Dimmability  
Color outside  
Color inside



NOG

NOG recessed spotlight, aluminum, swivels 30°, surface white or matt-black. RAL external color choice options. Choose between two color temperatures with color rendering Ra >90, 2700K, 3000K. Lighting system consists of a light and control gear unit with a plug-in connection. The recessed design creates an almost invisible, completely glare-free and comfortable light source. Developed for the hotel industry, restaurants, lobbies, corridors and projects that place strict demands on glare control, visual comfort and room atmosphere. Minimalist and reduced, NOG practices optical restraint (hidden to ceiling) and produces pleasant lighting accents. Available in beam angles of 18° and 23°.

NOG RECESSED

LED POWER	9W			
SYSTEM POWER	11W			
CRI	>90			
CCT	2700K	3000K		
	<div></div>	<div></div>		
	<div></div>	<div></div>		

NOG RECESSED TILTABLE

NOG-EB009



ITEM CONFIGURATION

- IP PROTECTION
- 0 IP 20
- COLOR RENDERING INDEX
- 90 CRI>90
- COLOR TEMPERATURE/CCT
- 0027 2700K
- 0030 3000K
- BEAM CHARACTERISTICS
- 18 FWHM 18°
- 23 FWHM 23°
- DIMMABILITY
- D DALI dimmable
- (other dimming variants on request)
- COLOR OUTSIDE
- WM white matt
- SWM black matt
- COLOR INSIDE
- SWM black matt
- SPECIAL
- Color of your choice from the 2F color card



ROOMZ HOTEL  
Wien

Order example:  
NOG-EB009090002723D-WM-SWM

IP protection  
Color rendering index  
Color temperature  
Radiation characteristics  
Dimmability  
Color outside  
Color inside





EBGL RECESSED

LED POWER	1-2W / 350 - 700mA oder 2W / 24V			
SYSTEM POWER	4W			
CRI	>90			
CCT	2700K	3000K		
EBGL-ES02				
EBGL-ET02				
EBGL-EG02				

EBGL

EBGL recessed spotlight, aluminum, surface white, black, chrome or brushed brass. RAL color choice options. Choose between two color temperatures with color rendering Ra >90, 2700K, 3000K. Light without control gear (order separately). Three different optics, frosted glass, glass lens or anti-glare. Effective miniaturized spotlights for every special exhibit showcase. Suitable for atmospheric cove and niche lighting, or inspired orientation lighting on stairs and in hallways. Available as standard in the beam angles 77° (ES02), 50° (ET02), 30° (EG02).

EBGL RECESSED FLAT SATIN FINISH

EBGL-ES002



EBGL RECESSED GLARE-FREE

EBGL-ET002



EBGL RECESSED WITH GLASS LENS

EBGL-EG002



- ⚠ POWER SUPPLY ORDER SEPARATELY (P. 278-282)
- ⚠ DUE TO THE MINIATURED DESIGN OF THE SPOTLIGHT, THE CONTROL GEAR DOES NOT FIT THROUGH THE CEILING CUTOUT
- ⚠ FOR OPERATION WITH 24V CV POWER SUPPLY REQUIRED. FOR OPERATION WITH CONSTANT CURRENT CC POWER SUPPLY REQUIRED.

ITEM CONFIGURATION

- IP PROTECTION

0 IP 20
- COLOR RENDERING INDEX

90 CRI>90
- COLOR TEMPERATURE/CCT

0027 2700K  
0030 3000K
- BEAM CHARACTERISTICS

77 FWHM 77° (ES02)  
50 FWHM 50° (ET02)  
30 FWHM 30° (EG02)
- DIMMABILITY

X without POWER SUPPLY  
F without control gear (24 volts/CV)  
(Dimming depends on the POWER SUPPLY)
- COLOR

WM white matt  
SWM black matt  
WF white fine structure  
SWF black fine structure  
MG brushed brass  
CR chrome glossy
- SPECIAL

Color of your choice from the 2F color card

Order example:  
EBGL-ET002090002750X-SWF

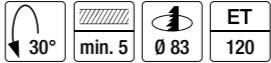
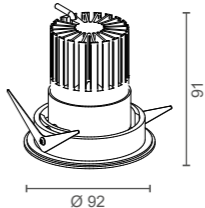


## MAN

MAN is a fully-adjustable recessed downlight for applications with optimal visual comfort to meet the highest demands. 2F MAN has a deep-seated reflector, which offers optimal glare control. 2F MAN is used in places such as restaurants, hotels, commercial and high-end apartments. Beam angle, surface and luminous flux can be optimally adjusted depending on the area of application.

### MAN RECESSED SPOTLIGHT TILTABLE

MAN-EA015



### ITEM CONFIGURATION

#### IP PROTECTION

0 IP 20

#### COLOR RENDERING INDEX

97 CRI>97

#### COLOR TEMPERATURE/CCT

0027 2700K  
0030 3000K  
0040 4000K

#### BEAM CHARACTERISTICS

24 FWTM 2x20° / FWHM 24°

#### DIMMABILITY

D DALI dimmable  
(other dimming variants on request)

#### COLOR OUTSIDE

WM white matt

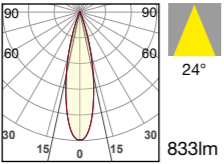
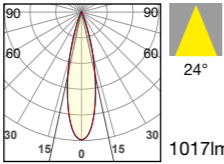
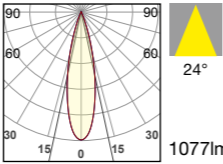
#### COLOR INSIDE

M74 brass look matt

#### SPECIAL

Color of your choice from the 2F color card

### MAN RECESSED TILTABLE

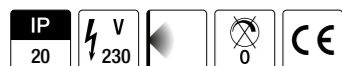

LED POWER	15W		
SYSTEM POWER	18W		
CRI	>97		
CCT	2700K	3000K	4000K
			

Order example: MAN-EA015097002724D-WM-M74

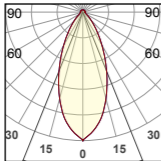
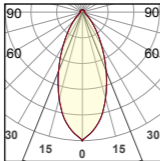
IP protection  
Color rendering index  
Color temperature  
Radiation characteristics  
Dimmability  
Color outside  
Color inside



- Content
- Recessed Lights
- Surface Lights
- Pendant Light
- Track Railsystem
- Profiles
- LED Stripes
- LED Lights
- Outdoor Lights
- LED Driver
- Legend Colors



## NOX NIGHT LIGHT

LED POWER	0,7W	2W
SYSTEM POWER	1W	3W
CRI	>90	
CCT	2700K  23lm	2700K  70lm

## NOX

NOX is a high-quality and elegant LED night light with a built-in motion and brightness sensor. Material brass or aluminum, including cavity box with wall cutout 68mm.

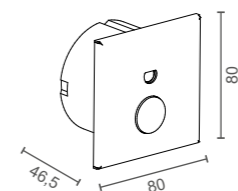
Ideal for use as a night light, under beds or boxes. The light has a motion detector, a detection range of around 6m, and a brightness sensor.

The follow-up time of 30-150sec, luminosity and brightness threshold can be adjusted with a button.

## NOX NIGHT LIGHT

NOX-EC001

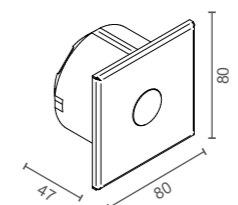
LED night light with PIR sensor 5m brightness  
sensor and rotary pontiometer for time setting  
min. 30 to max. 120 seconds



## NOX NIGHT LIGHT

NOX-EG002

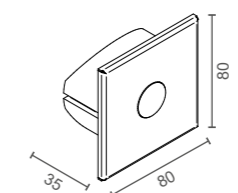
LED night light without PIR sensor



## NOX NIGHT LIGHT

NOX-EH002

LED night light without PIR sensor



## ITEM CONFIGURATION

## IP PROTECTION

0 IP 20

## COLOR RENDERING INDEX

90 CRI>90

COLOR TEMPERATURE/CCT

0027 2700K

## BEAM CHARACTERISTICS

FWHM 47°

## DIMMABILITY

N	not dimmable
X	not dimmable

COLOR

SWM black matt

## SPECIAL

Color of your choice from the 2F color card

Order example:

NOX-EC001090002747N-SWM

IP protection  
Color rendering index  
Color temperature  
Radiation characteristics  
Dimmability  
Color



Content

Recessed  
Lights

Surface  
Lights

Pendant  
Light

Track  
Railsystem

Profiles

LED  
Stripes

LED  
Lights

Outdoor  
Lights

LED  
Driver

Legend  
Colors



FIN RECESSED

LED POWER	1-2W 350-750mA oder 2W 24V			
SYSTEM POWER	4W			
CRI	>90			
CCT	2700K		3000K	
FIN1-EA02				
FIN2-EA02				

FIN

FIN recessed wall lights, aluminum, surfaces white, black, brushed brass, shiny chrome, up to the RAL color of your choice. FIN2 is equipped as standard with a cavity box for a 68mm wall cutout. Choose between two color temperatures with color rendering Ra >90, 2700K, 3000K. Luminaires available for constant current or constant voltage power supply, order control gear separately. The small light windows highlight rooms discreetly and are attractive features in stairwells, hallways, restaurants, and all areas where subtle lighting is required for orientation and mood.



FIN1 RECESSED SQUARE

FIN1-EA002



FIN2 RECESSED SQUARE

FIN2-EA002



ITEM CONFIGURATION

- IP PROTECTION  
0 IP 20
- COLOR RENDERING INDEX  
90 CRI>90
- COLOR TEMPERATURE/CCT  
0027 2700K  
0030 3000K
- BEAM CHARACTERISTICS  
87 FWHM 87° (FIN 1)  
85 FWHM 85° (FIN 2)
- DIMMABILITY  
X without POWER SUPPLY  
F without control gear (24 volts/CV)
- COLOR INSIDE  
WM white matt  
SWM black matt
- COLOR OUTSIDE  
WM white matt  
SWM black matt  
WF white fine structure  
SWF black fine structure  
MG brushed brass  
CR chrome glossy
- SPECIAL  
Color of your choice from the 2F color card

Order example:  
FIN1-EA002097002787X-WM-WSM

IP protection  
Color rendering index  
Color temperature  
Radiation characteristics  
Dimmability  
Color outside  
Color inside



RECESSED SPOTLIGHT

Recessed spotlight series in die-cast aluminum, IP20 & 54, surface white or matt-black, finely structured powder-coating. Color temperature 2700K & 3000K with color rendering Ra >90. Lighting system consists of a light and control gear unit with a plug-in connection. The recessed light source guarantees excellent glare control and visual comfort. The increased IP protection rating means it can be used wherever dust and moisture protection are required. Bathrooms, wellness areas, terraces, wet rooms, hallways, lobbies and living rooms, classical or modern – just a few examples of the variety of possibilities.

FDD



Item number	System Power	Ø	H	DA Ø	ET	CCT	CRI	Lumen Output	FWHM	color
Z778-FDD-07490002724N-WF2	8W	56	50	50	65	2700	>90	550	24°	white
Z778-FDD-07490003024N-WF2						3000		572		fine structure
Z778-FDD-07490002724N-SWF	8W	56	50	50	65	2700	>90	550	24°	black
Z778-FDD-07490003024N-SWF						3000		572		fine structure

MIN



Item number	System Power	Ø	H	DA Ø	ET	CCT	CRI	Lumen Output	FWHM	color
Z778-MIN-04490002730T-WF2	4W	45	65	38	75	2700	>90	285	30°	white
Z778-MIN-04490003030T-WF2						3000		301		fine structure
Z778-MIN-04490002730T-SWF	4W	45	65	38	75	2700	>90	285	30°	black
Z778-MIN-04490003030T-SWF						3000		301		fine structure
Z778-MIN-04470000B30T-SWF	4W	45	65	38	75	LED blau	>70	150	30°	black
										fine structure

DEF



Item number	System Power	Ø	H	DA Ø	ET	CCT	CRI	Lumen Output	FWHM	color
Z778-DEF-12490002736T-WF2	12W	73	55	68	70	2700	>90	886	36°	white
Z778-DEF-12490003036T-WF2						3000		912		fine structure
Z778-DEF-12490002736T-SWF	12W	73	55	68	70	2700	>90	886	36°	black
Z778-DEF-12490003036T-SWF						3000		912		fine structure

FOD



Item number	System Power	Ø	H	DA Ø	ET	CCT	CRI	Lumen Output	FWHM	color
Z1002-FOD-01090002760X-WM	2W	25	15	20	3-15	2700	>90	58	60°	white
Z1002-FOD-01090003060X-WM						3000				matt
Z1002-FOD-01090002760X-SW	2W	25	15	20	3-15	2700	>90	58	60°	black
Z1002-FOD-01090003060X-SW						3000				matt

KAISERLODGE  
Scheffau am Wilden Kaiser



FERIENANLAGE CENTRAL  
Flachau

RECESSED SPOTLIGHT



Recessed spotlight series in die-cast aluminum, IP20 & 54, surface white or matt-black, finely structured powder-coating. Color temperature 2700K & 3000K with color rendering Ra >90. Lighting system consists of a light and control gear unit with a plug-in connection. The recessed light source guarantees excellent glare control and visual comfort. The increased IP protection rating means it can be used wherever dust and moisture protection are required. Bathrooms, wellness areas, terraces, wet rooms, hallways, lobbies and living rooms, classical or modern – just a few examples of the variety of possibilities.

GINO



Item number	System Power	Ø	H	DA Ø	ET	CCT	CRI	Lumen Output	FWHM	color
Z237-GINO-116900027360-WF	11W	90	44	83	60	2700	>90	681	36	white matt fine structure
Z237-GINO-116900027360S-WF	11W	90	44	83	60	2700	>90	681	36	black matt fine structure

MIP



Item number	System Power	Ø	H	DA Ø	ET	CCT	CRI	Lumen Output	FWHM	color
Z778-MIP-10490002736T-WF	10W	85	60	75	50	2700	>90	576	36°	white
Z778-MIP-10490003036T-WF	10W	85	60	75	50	3000	>90	576	36°	white


INFO
RON
RJR
RAY
MIO
LEA
ORB
TUB
HYR
NOG
EBGL
MAN
NOX
FIN
MINI
GINO MIP
SLOT



- Content
- Recessed Lights
- Surface Lights
- Pendant Light
- Track Railsystem
- Profiles
- LED Stripes
- LED Lights
- Outdoor Lights
- LED Driver
- Legend Colors

CREATIVE

INNOVATION



SLOT RECESSED LIGHT

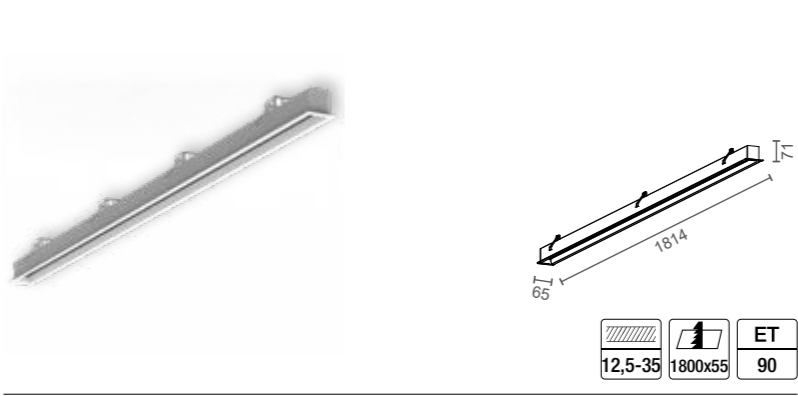
LED POWER	48W	41W	34W
SYSTEM POWER	53W	46W	40W
CRI	>90		
CCT	2200K - 5000K		
	<div><div>58° 3671mm-4218mm</div></div>	<div><div>58° 3145mm-3615mm</div></div>	<div><div>58° 2620mm-3010mm</div></div>

SLOT

SLOT is a luminaire characterized by immaculate longitudinal glare control. At first glance, it is impossible to identify the light source. A special linear lens with longitudinal faceting enables light to be emitted through a gap just 10mm wide. The ideal work task light also serves as a stylish luminaire in modern living spaces, and ideally complements our LEA-range of recessed luminaires. Bespoke lengths, surfaces, color temperatures and control units can be custom-produced for the project.

SLOT RECESSED

SLOT-EA048



SLOT RECESSED

SLOT-EB041



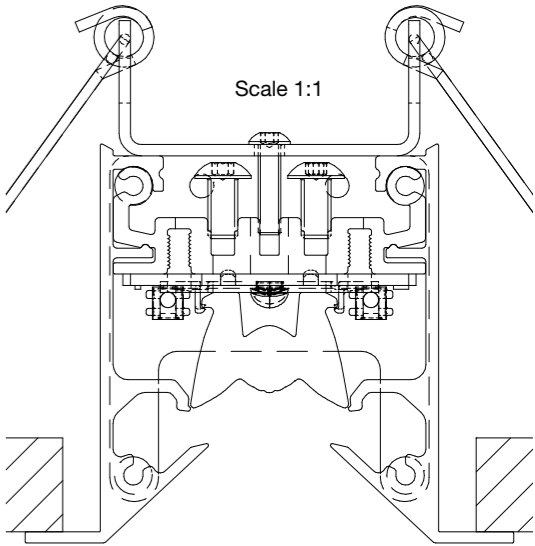
SLOT RECESSED

SLOT-EC034



ITEM CONFIGURATION

- IP PROTECTION  
0 IP 20
- COLOR RENDERING INDEX  
90 CRI>90
- COLOR TEMPERATURE/CCT  
2250 tunable white
- BEAM CHARACTERISTICS  
58 FWHM 58°
- DIMMABILITY  
D DALI dimmable  
(other dimming variants on request)
- COLOR OUTSIDE  
WM white matt  
SWM black matt
- SPECIAL  
Color of your choice from the 2F color card
- INFO
- RON
- RJR
- RAY
- MIO
- LEA
- ORB
- TUB
- HYR
- NOG
- EBGL
- MAN
- NOX
- FIN
- MINI
- GINO MIP
- SLOT



This product is subject to a pattern protection and is allowed in not by third parties in any way be used!

ORDER POWER SUPPLY SEPARATELY.  
LEG-T0261-50W-2250-\_\_ \_MA

POWER SUPPLY (INSTALLED EXTERNALLY)

Order example:

SLOT-EA048090225058D-SWM

IP protection  
Color rendering index  
Color temperature  
Radiation characteristics  
Dimmability  
Color



SLOT RECESSED LIGHT

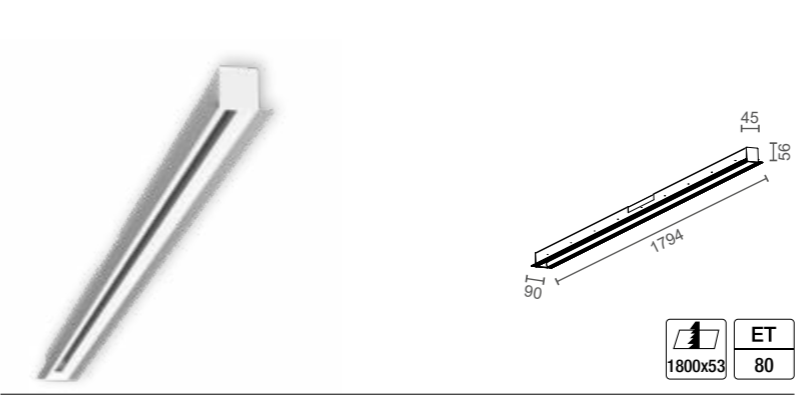
LED POWER	48W	41W	34W
SYSTEM POWER	53W	46W	40W
CRI	>90		
CCT	2200K - 5000K		
	<div><div>58° 3671lm-4218lm</div></div>	<div><div>58° 3145lm-3615lm</div></div>	<div><div>58° 2620lm-3010lm</div></div>

SLOT FRAMELESS

SLOT is a luminaire characterized by immaculate longitudinal glare control. At first glance, it is impossible to identify the light source. A special linear lens with longitudinal faceting enables light to be emitted through a gap just 10mm wide. The ideal work task light also serves as a stylish luminaire in modern living spaces, and ideally complements our LEA-range of recessed luminaires. Bespoke lengths, surfaces, color temperatures and control units can be custom-produced for the project. UGR= <19


SLOT RECESSED FRAMELESS

SLOT-FA048




SLOT RECESSED FRAMELESS

SLOT-FB041



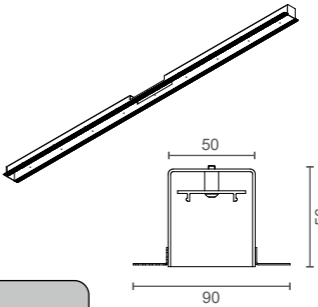
SLOT RECESSED FRAMELESS

SLOT-FC034



SLOT PLASTER BOX

SLOT-PLASTER-FA (l=1799)  
SLOT-PLASTER-FB (l=1549)  
SLOT-PLASTER-FC (l=1300)



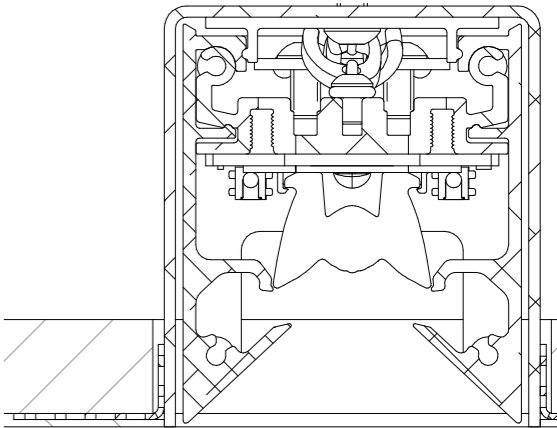
ORDER POWER SUPPLY SEPARATELY.  
LEG-T0261-50W-2250-\_\_-\_\_-MA

POWER SUPPLY (INSTALLED EXTERNALLY)

ITEM CONFIGURATION

- IP PROTECTION  
0 IP 20
- COLOR RENDERING INDEX  
90 CRI>90
- COLOR TEMPERATURE/CCT  
2250 tunable white
- BEAM CHARACTERISTICS  
58 FWHM 58°
- DIMMABILITY  
D DALI dimmable  
(other dimming variants on request)
- COLOR OUTSIDE  
WM white matt  
SWM black matt
- SPECIAL  
Color of your choice from the 2F color card

Scale 1:1




This product is subject to a pattern protection and is allowed in not by third parties in any way be used!

Order example:

SLOT-FA048090225058D-SWM

IP protection  
Color rendering index  
Color temperature  
Radiation characteristics  
Dimmability  
Color



SLOT RECESSED LIGHT

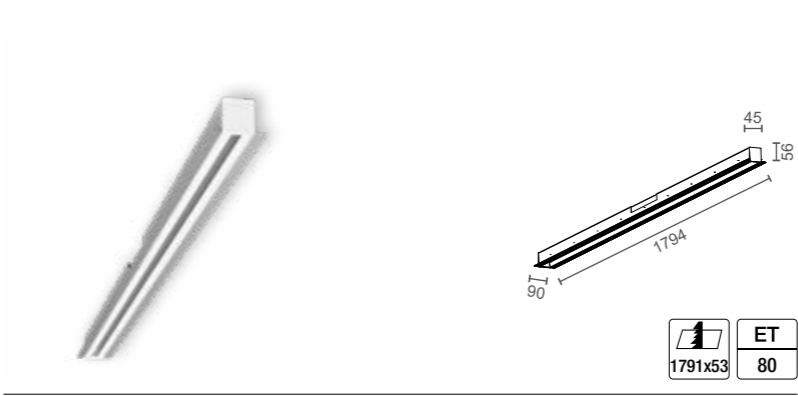
LED POWER	48W	41W	34W
SYSTEM POWER	53W	46W	40W
CRI	>90		
CCT	2200K - 5000K		
	<div><div>3671lm-4218lm</div></div>	<div><div>3145lm-3615lm</div></div>	<div><div>2620lm-3010lm</div></div>

SLOT FLAT FRAMELESS

SLOT is a luminaire characterized by immaculate longitudinal glare control. At first glance, it is impossible to identify the light source. A special linear lens with longitudinal faceting enables light to be emitted through a gap just 10mm wide. The ideal work task light also serves as a stylish luminaire in modern living spaces, and ideally complements our LEA-range of recessed luminaires. Bespoke lengths, surfaces, color temperatures and control units can be custom-produced for the project. UGR= <22


SLOT FLAT RECESSED FRAMELESS

SLOT-FD048



SLOT FLAT RECESSED FRAMELESS

SLOT-FE041




SLOT FLAT RECESSED FRAMELESS

SLOT-FF034



SLOT PLASTER BOX

SLOT-PLASTER-FD (l=1799)  
SLOT-PLASTER-FE (l=1549)  
SLOT-PLASTER-FF (l=1300)

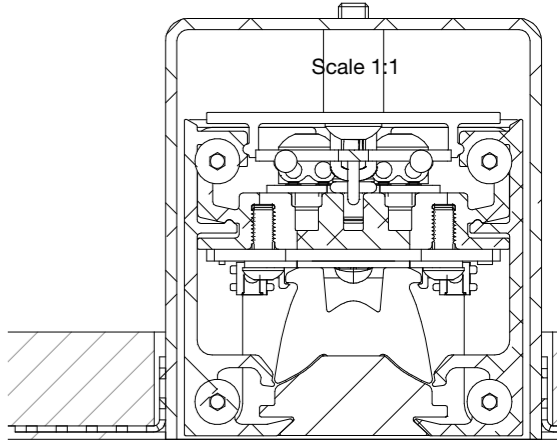


ORDER POWER SUPPLY SEPARATELY.  
LEG-T0261-50W-2250-\_\_-\_\_-MA

POWER SUPPLY (INSTALLED EXTERNALLY)

ITEM CONFIGURATION

- IP PROTECTION  
0 IP 20
- COLOR RENDERING INDEX  
90 CRI>90
- COLOR TEMPERATURE/CCT  
2250 tunable white
- BEAM CHARACTERISTICS  
58 FWHM 58°
- DIMMABILITY  
D DALI dimmable  
(other dimming variants on request)
- COLOR  
WM white matt  
SWM black matt
- SPECIAL  
Color of your choice from the 2F color card
- INFO
- RON
- RJR
- RAY
- MIO
- LEA
- ORB
- TUB
- HYR
- NOG
- EBGL
- MAN
- NOX
- FIN
- MINI
- GINO MIP
- SLOT



This product is subject to a pattern protection and is allowed in not by third parties in any way be used!

Order example:  
SLOT-FD048090225058D-SWM

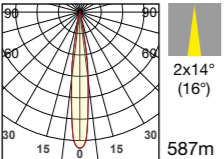
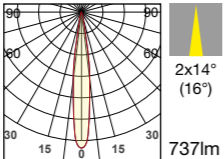
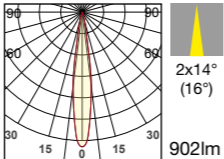
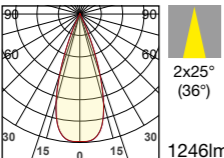
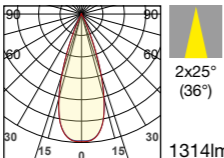
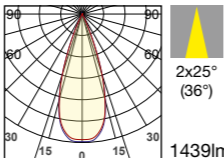
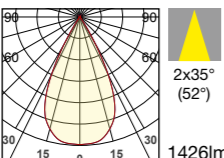
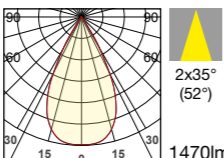
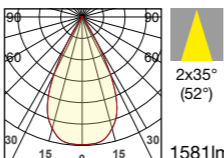
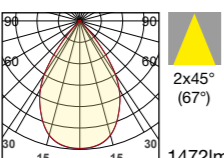
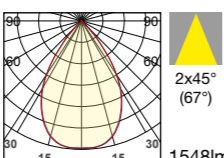
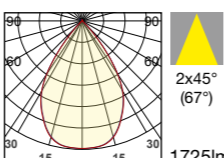
IP protection  
Color rendering index  
Color temperature  
Radiation characteristics  
Dimmability  
Color



RON

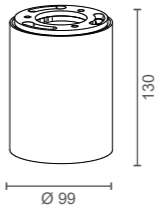
RON surface mounted or pendant luminaires, aluminum, surface white or matt-black. RAL color choice options. The microfaceted, highly-efficient free-form surface reflector ensures homogeneous light distribution and perfect longitudinal glare reduction due to multiple over-irradiation and high-precision light control. Choose from three color temperatures with color rendering Ra >90, 2700K, 3000K, 4000K. Lighting system consists of a light and integrated control gear. Developed for the high-end shop sector, hotels, restaurants and projects that place strict demands on lighting technology. Perfect for a variety of room heights, lobbies and hallways. Available in beam angles 2x14°, 2x25°, 2x35°, 2x45°.

RON SURFACE MOUNTED

LED POWER	15W		
SYSTEM POWER	17W		
CRI	>90		
CCT	2700K	3000K	4000K
	<div> 587lm</div>	<div> 737lm</div>	<div> 902lm</div>
	<div> 1246lm</div>	<div> 1314lm</div>	<div> 1439lm</div>
	<div> 1426lm</div>	<div> 1470lm</div>	<div> 1581lm</div>
	<div> 1472lm</div>	<div> 1548lm</div>	<div> 1725lm</div>

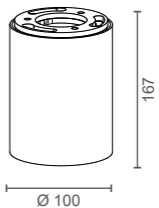
RON SURFACE MOUNTED

RON-AA015



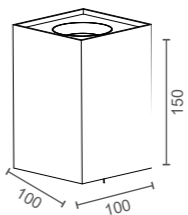
RON SURFACE MOUNTED TILTABLE

RON-AK015



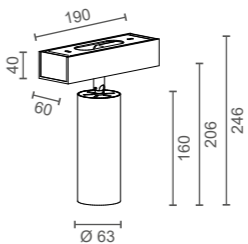
RON SURFACE MOUNTED SQUARE

RON-AN015



RON SURFACE MOUNTED ADJUSTABLE

RON-AB015



ITEM CONFIGURATION

IP PROTECTION

0 IP 20

COLOR RENDERING INDEX

90 CRI>90

COLOR TEMPERATURE/CCT

0027 2700K  
0030 3000K  
0040 4000K

BEAM CHARACTERISTICS

16 FWTM 2x14° / FWHM 16°  
36 FWTM 2x25° / FWHM 36°  
52 FWTM 2x35° / FWHM 52°  
67 FWTM 2x45° / FWHM 67°

DIMMABILITY

D DALI dimmable  
(other dimming variants on request)

COLOR OUTSIDE

WM white matt  
SWM black matt

COLOR INSIDE

WM white matt  
SWM black matt

SPECIAL

Color of your choice from the 2F color card


Order example:  
RON-AA015090002736D-WM-SWM

IP protection  
Color rendering index  
Color temperature  
Radiation characteristics  
Dimmability  
Color outside  
Color inside



**SUURSTOFFI**  
Rotkreuz

- Content
- Recessed Lights
- Surface Lights
- Pendant Light
- Track Railsystem
- Profiles
- LED Stripes
- LED Lights
- Outdoor Lights
- LED Driver
- Legend Colors



RAY

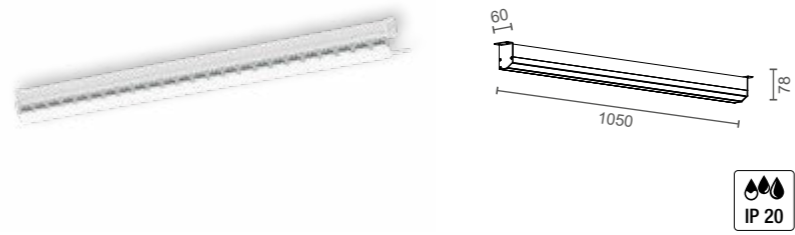
RAY surface mounted luminaires, asymmetrical, 24-bulb, aluminium, surface white or matt black. RAL color choice options. The highly-efficient asymmetrical, microfaceted free-form surface reflector ensures optimized longitudinal glare control with excellent uniformity, as well as guaranteed freedom from glare from all luminaire viewing angles. Choose between four color temperatures with color rendering Ra >90 at 2700K, 3000K, 4000K and Ra >80 for tunable white with dynamic color temperature change and constant luminaire luminous flux 2200-5000K. Lighting system consists of a light with integrated control gear unit. Developed for wall washer lighting concepts in the hotel industry, in hallways and corridors, museums and galleries, as well as projects that place strict demands on lighting technology and visual comfort.

RAY SURFACE MOUNTED

LED POWER	36W			
SYSTEM POWER	47W			
CRI	>90			
CCT	2700K	3000K	4000K	2200K - 5000K
	<div> 2721lm</div>	<div> 2836lm</div>	<div> 3593lm</div>	<div> 2661lm-3791lm</div>


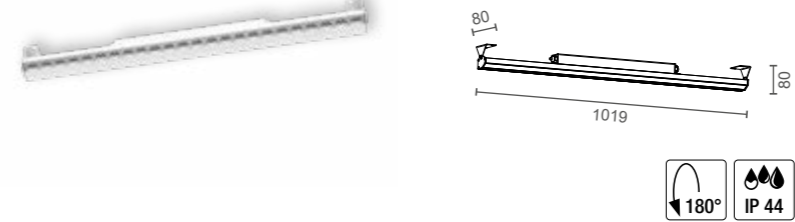
RAY SURFACE MOUNTED 24-LEDS FIXED

RAY-AA036



RAY SURFACE MOUNTED 24 LEDS TILTABLE

RAY-WA036



DALI DT8 INTERFACE WITH TUNABLE WHITE REQUIRED (ON SITE).

ITEM CONFIGURATION

IP PROTECTION  
0 IP 20 (RAY AA)  
4 IP 44 (RAY WA)

COLOR RENDERING INDEX  
80 CRI>80  
90 CRI>90

COLOR TEMPERATURE/CCT  
0027 2700K  
0030 3000K  
0040 4000K  
2250 tunable white

BEAM CHARACTERISTICS  
01 asymmetrical

DIMMABILITY  
D DALI dimmable  
(other dimming variants on request)

COLOR  
WM white matt  
SWM black matt

SPECIAL  
Color of your choice from the 2F color card

Order example:  
RAY-AA036090002701D-SWM

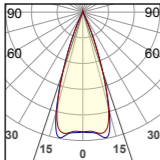
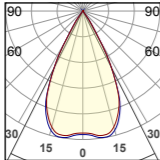
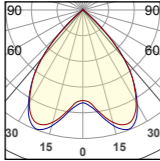
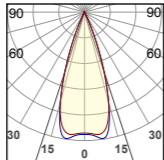
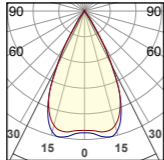
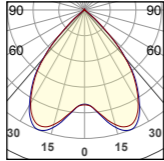
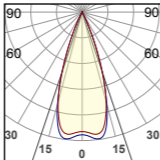
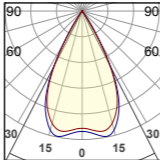
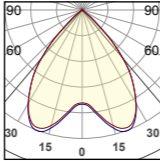
IP protection  
Color rendering index  
Color temperature  
Radiation characteristics  
Dimmability  
Color



MIO

MIO surface mounted light, 2-bulb, aluminum, surface white or matt-black. RAL color choice options. The microfaceted free-form surface reflector designed by 2F Leuchten combines maximum efficiency with optimal longitudinal glare control and high-precision light control for absolutely homogeneous light distribution. Choose from three color temperatures with color rendering Ra >90, 2700K, 3000K, 4000K. Lighting system consists of a light and control gear unit with a plug-in connection. Developed for schools, company buildings and offices, retail, hotels and restaurants, as well as projects that place strict demands on architectural and special lighting technology. The available beam angles 2x25°, 2x35°, 2x45° (batwing to meet the requirement for the largest possible luminaire spacing, as for general traffic areas).

MIO SURFACE MOUNTED

LED POWER	6W			
SYSTEM POWER	9W			
CRI	>90			
CCT	<div>2700K</div> <div><div><div>2x25° (36°)</div></div><div>605lm</div></div> <div><div><div>2x35° (56°)</div></div><div>645lm</div></div> <div><div><div>2x45° (80°)</div></div><div>690lm</div></div>	<div>3000K</div> <div><div><div>2x25° (36°)</div></div><div>580lm</div></div> <div><div><div>2x35° (56°)</div></div><div>670lm</div></div> <div><div><div>2x45° (80°)</div></div><div>720lm</div></div>	<div>4000K</div> <div><div><div>2x25° (36°)</div></div><div>640lm</div></div> <div><div><div>2x35° (56°)</div></div><div>695lm</div></div> <div><div><div>2x45° (80°)</div></div><div>760lm</div></div>	

MIO SURFACE MOUNTED 2 LEDS

MIO-AF006



ITEM CONFIGURATION

- IP PROTECTION

0 IP 20
- COLOR RENDERING INDEX

90 CRI>90
- COLOR TEMPERATURE/CCT

0027 2700K0030 3000K0040 4000K
- BEAM CHARACTERISTICS

36 FWTM 2x25° / FWHM 36°56 FWTM 2x35° / FWHM 56°80 FWTM 2x45° / FWHM 80°
- DIMMABILITY

D DALI dimmable  
(other dimming variants on request)
- COLOR

WM white mattSWM black matt
- SPECIAL

Color of your choice from the 2F color card

TUNABLE WHITE AVAILABLE ON REQUEST

Order example:  
MIO-AF006090002736D-SWM

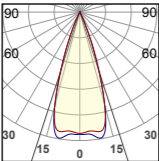
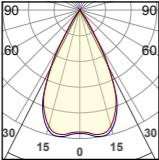
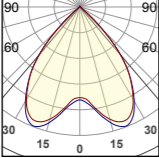
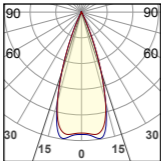
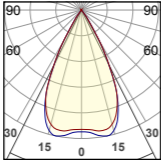
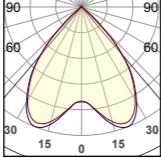
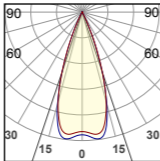
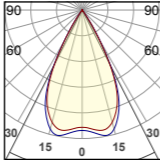
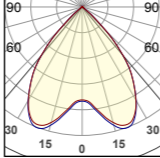
IP protectionColor rendering indexColor temperatureRadiation characteristicsDimmabilityColor



MIO

MIO surface mounted light, 4-bulb, aluminum, surface white or matt-black. RAL color choice options. The microfaceted free-form surface reflector, specially designed for 2F Leuchten, combines maximum efficiency with optimal longitudinal glare control, and high-precision light control for absolutely homogeneous light distribution. Choose from three color temperatures with color rendering Ra >90, 2700K, 3000K, 4000K. Lighting system consists of a light and control gear unit with a plug-in connection. Developed for schools, company buildings and offices, retail, hotels and restaurants, as well as projects that place strict demands on architectural and special lighting technology. The available beam angles 2x25°, 2x35°, 2x45° (batwing to meet the requirement for the largest possible luminaire spacing, as for general traffic areas).

MIO SURFACE MOUNTED 4 LEDS

LED POWER	12W		
SYSTEM POWER	16W		
CRI	>90		
CCT	<div>2700K<div><div><div><div>2x25° (36°)</div><div>1190lm</div></div><div><div><div>2x35° (56°)</div><div>1290lm</div></div><div><div><div>2x45° (80°)</div><div>1576lm</div></div></div></div><div>3000K<div><div><div><div>2x25° (36°)</div><div>1165lm</div></div><div><div><div>2x35° (56°)</div><div>1345lm</div></div><div><div><div>2x45° (80°)</div><div>1440lm</div></div></div></div><div>4000K<div><div><div><div>2x25° (36°)</div><div>1280lm</div></div><div><div><div>2x35° (56°)</div><div>1400lm</div></div><div><div><div>2x45° (80°)</div><div>1525lm</div></div></div></div></div></div></div></div></div></div></div></div></div>		

MIO SURFACE MOUNTED 4 LEDS

MIO-AG012



ITEM CONFIGURATION

- IP PROTECTION

0IP 20
- COLOR RENDERING INDEX

90CRI>90
- COLOR TEMPERATURE/CCT

00272700K00303000K00404000K
- BEAM CHARACTERISTICS

36FWTM 2x25° / FWHM 36°56FWTM 2x35° / FWHM 56°80FWTM 2x45° / FWHM 80°
- DIMMABILITY

D DALI dimmable  
(other dimming variants on request)
- COLOR

WM white mattSWM black matt
- SPECIAL

Color of your choice from the 2F color card

TUNABLE WHITE AVAILABLE ON REQUEST

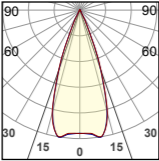
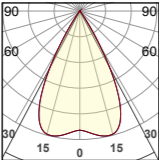
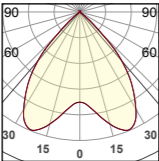
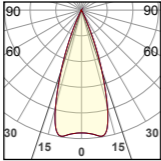
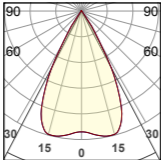
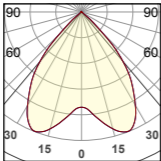
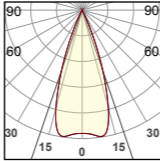
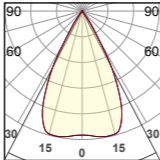
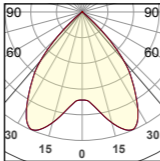
Order example:  
MIO-AG012090002736D-SWM



MIO

MIO surface mounted light, 4-bulb, aluminum, surface white or matt-black. RAL color choice options. The microfaceted free-form surface reflector, specially designed for 2F Leuchten, combines maximum efficiency with optimal longitudinal glare control, and high-precision light control for absolutely homogeneous light distribution. Choose from three color temperatures with color rendering Ra >90, 2700K, 3000K, 4000K. Lighting system consists of a light and control gear unit with a plug-in connection. Developed for schools, company buildings and offices, retail, hotels and restaurants, as well as projects that place strict demands on architectural and special lighting technology. The available beam angles 2x25°, 2x35°, 2x45° (batwing to meet the requirement for the largest possible luminaire spacing, as for general traffic areas).

MIO SURFACE MOUNTED 4 LEDS

LED POWER	12W		
SYSTEM POWER	16W		
CRI	>90		
CCT	<div>2700K<div><div><div><div>2x25° (36°)</div></div><div>1240lm</div></div><div><div><div>2x35° (56°)</div></div><div>1285lm</div></div><div><div><div>2x45° (80°)</div></div><div>1360lm</div></div></div></div> <div>3000K<div><div><div><div>2x25° (36°)</div></div><div>1280lm</div></div><div><div><div>2x35° (56°)</div></div><div>1390lm</div></div><div><div><div>2x45° (80°)</div></div><div>1440lm</div></div></div></div> <div>4000K<div><div><div><div>2x25° (36°)</div></div><div>1340lm</div></div><div><div><div>2x35° (56°)</div></div><div>1450lm</div></div><div><div><div>2x45° (80°)</div></div><div>1525lm</div></div></div></div>		

MIO SURFACE MOUNTED 4 LEDS

MIO-AE012



ITEM CONFIGURATION

- IP PROTECTION

0IP 20
- COLOR RENDERING INDEX

90CRI>90
- COLOR TEMPERATURE/CCT

00272700K00303000K00404000K
- BEAM CHARACTERISTICS

36FWTM 2x25° / FWHM 36°56FWTM 2x35° / FWHM 56°80FWTM 2x45° / FWHM 80°
- DIMMABILITY

D DALI dimmable  
(other dimming variants on request)
- COLOR

WM white mattSWM black matt
- SPECIAL

Color of your choice from the 2F color card


TUNABLE WHITE AVAILABLE ON REQUEST


Order example:  
MIO-AG012090002736D-SWM





## SURFACE LIGHTS

Surface mounted lights, die-cast aluminum, round or square, IP20, surface white or matt-black, finely structured powder-coating. Color temperature 2700K with color rendering Ra >90. Luminaires with integrated control gear unit. Their simple shape and puristic design enable these surface mounted lights to blend discreetly into any building architecture. The increased IP protection rating means it can be used wherever dust and moisture protection are required. Bathrooms, wellness areas, terraces, wet rooms, hallways, lobbies and living rooms, classical or modern – just a few examples of the variety of possibilities. Available with a beam angle of 45°.




ALBA






BELA


item number	System Power	Ø	B	H	CCT	CRI	Lumen Output	FWHM°	Farbe
Z237-ALBA-11490002745N-WF	11W	80	-	95	2700	>90	731	45°	white matt fine structure
Z237-ALBA-11490002745N-SWF	11W	80	-	95	2700	>90	731	45°	black matt fine structure
Z237-BELA-14490002745D-WF	14W	125	-	120	2700	>90	1209	45°	white matt fine structure
Z237-BELA-14490002745D-SWF	14W	125	-	120	2700	>90	1209	45°	black matt fine structure




CAIO







DANA





item number	System Power	L	B	H	CCT	CRI	Lumen Output	FWHM°	color
Z237-CAIO-11490002745N-WF	11W	80	80	95	2700	>90	809	45°	white matt fine structure
Z237-CAIO-11490002745N-SWF	11W	80	80	95	2700	>90	809	45°	black matt fine structure
Z237-DANA-14490002745D-WF	14W	120	120	120	2700	>90	1170	45°	white matt fine structure
Z237-DANA-14490002745D-SWF	14W	120	120	120	2700	>90	1170	45°	black matt fine structure



SIG



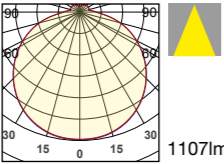
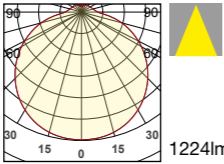
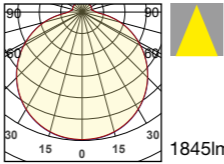
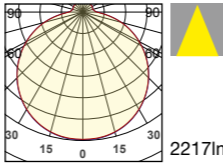



item number	System Power	Ø	B	H	CCT	CRI	Lumen Output	FWHM°	color
Z778-SIG-09090002736T-WF2-SWM	9W	85	-	70	2700	>90	809	45°	white matt fine structure
Z778-SIG-09090002736T-SWF-SWM	11W	80	-	70	2700	>90	809	45°	black matt fine structure





JAR SURFACE LIGHT

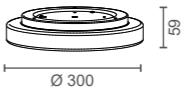
LED POWER	20W		30W	
SYSTEM POWER	21W		31W	
CRI	>80		>80	
CCT	2700K	3000K	2700K	3000K
	 1107lm	 1224lm	 1845lm	 2217lm

JAR

JAR surface mounted lights are suitable for ceiling or wall mounting. Housing aluminum matt-white. The hand-blown triplex glass diffuser (opal glass layer between two crystal glass layers) refracts the light several times and scatters it evenly. The high-end diffuser ensures homogeneous and glare-free light distribution with a direct/indirect component. Lighting system consists of a light with a 230V LED board. Choose from two color temperatures with color rendering Ra >90, 3000K as well as two diameters: 285mm and 385mm. Easy to install using a bayonet lock. Timeless design enables this lamp to be used in hallways, stairwells, storage rooms, living areas and classic large-area lighting applications, regardless of room and building architecture.

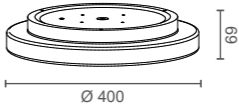
JAR DIRECT/INDIRECT

JAR-AA020



JAR DIRECT/INDIRECT

JAR-AA030



ITEM CONFIGURATION

IP PROTECTION

0 IP 20

COLOR RENDERING INDEX

90 CRI>90

COLOR TEMPERATURE/CCT

0027 2700K  
0030 3000K

BEAM CHARACTERISTICS

130 FWHM 130°

DIMMABILITY

N not dimmable

COLOR

WM white matt

Order example:  
JAR-AA0200900030130N-WM

IP protection  
Color rendering index  
Color temperature  
Radiation characteristics  
Dimmability  
Color



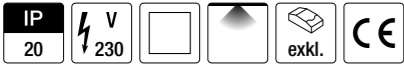

HOTEL SCHWEIZERHOF  
Luzern



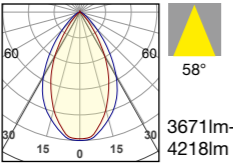
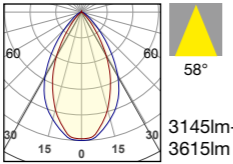
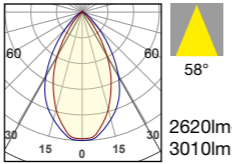
Item number	Ø	H	color	watt (adjustable)	CCT (adjustable)	CRI	Lumen Output
Z741-LIO-240803040110NWS	270	49	white	10	3000	>80	1000
				18	4000		1800
				24			2400
				10			1000
				18			1800
				24			2400
Z741-LIO-380803040110NWS	400	63	white	29	3000	>80	2900
				38	4000		3800
				29			2900
				38			3800

LIO

LIO is a modern surface mounted light, suitable for ceiling or wall mounting. Housing LIO-270 aluminum painted white, housing LIO-400 plastic white. The high-quality opal PC diffuser ensures homogeneous, direct light distribution. Lighting system consists of a light with an integrated control gear unit. Two power levels and two light colors can be freely selected using a dip switch. Applications range from corridors, stairwells, storage rooms and living areas, to classic large-area lighting.



SLOT SURFACE MOUNTED


LED POWER	48W	41W	34W	
SYSTEM POWER	53W	46W	40W	
CRI	>90			
CCT	2200K - 5000K			
				

SLOT

SLOT is a luminaire characterized by immaculate longitudinal glare control. At first glance, it is impossible to identify the light source. A special linear lens with longitudinal faceting enables light to be emitted through a gap just 10mm wide. The ideal work task light also serves as a stylish luminaire in modern living spaces, and ideally complements our LEA-range of recessed luminaires. Bespoke lengths, surfaces, color temperatures and control units can be custom-produced for the project.

SLOT-AA SURFACE MOUNTED

SLOT-AA048



SLOT-AB SURFACE MOUNTED


SLOT-AB041




SLOT-AC SURFACE MOUNTED

SLOT-AC034




 ORDER POWER SUPPLY SEPARATELY.  
LEG-T0261-50W-2250-\_\_ \_ \_MA

 POWER SUPPLY (INSTALLED EXTERNALLY)

ITEM CONFIGURATION

- IP PROTECTION  
0 IP 20
- COLOR RENDERING INDEX  
90 CRI>90
- COLOR TEMPERATURE/CCT  
2250 tunable white
- BEAM CHARACTERISTICS  
58 FWHM 58°
- DIMMABILITY  
x without power supply  
(other dimming variants on request)
- COLOR OUTSIDE  
WM white matt  
SWM black matt
- SPECIAL  
Color of your choice from the 2F color card

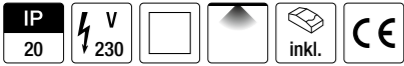

Scale 1:1



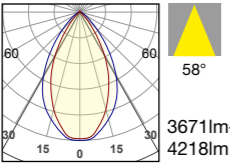
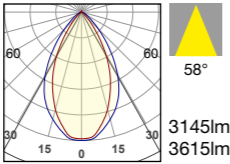
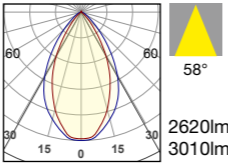
This product is subject to a pattern protection and is allowed in not by third parties in any way be used!

Order example:  
SLOT-AA048090225058D-SWM

IP protection  
Color rendering index  
Color temperature  
Radiation characteristics  
Dimmability  
Color



SLOT SURFACE MOUNTED

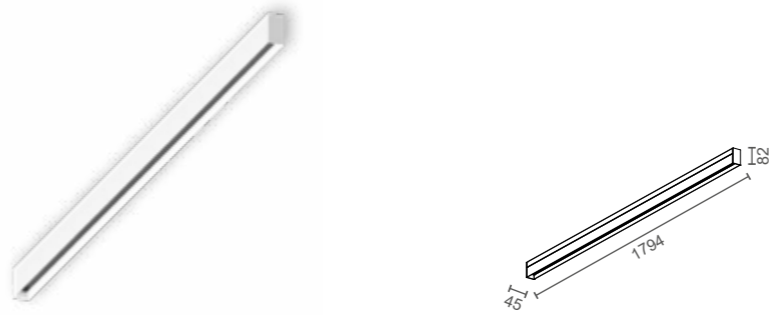
LED POWER	48W	41W	34W	
SYSTEM POWER	53W	46W	40W	
CRI	>90			
CCT	2200K - 5000K			
				

SLOT

SLOT is a luminaire characterized by immaculate longitudinal glare control. At first glance, it is impossible to identify the light source. A special linear lens with longitudinal faceting enables light to be emitted through a gap just 10mm wide. The ideal work task light also serves as a stylish luminaire in modern living spaces, and ideally complements our LEA-range of recessed luminaires. Bespoke lengths, surfaces, color temperatures and control units can be custom-produced for the project.


SLOT-AD SURFACE MOUNTED

SLOT-AD048



SLOT-AE SURFACE MOUNTED

SLOT-AE041



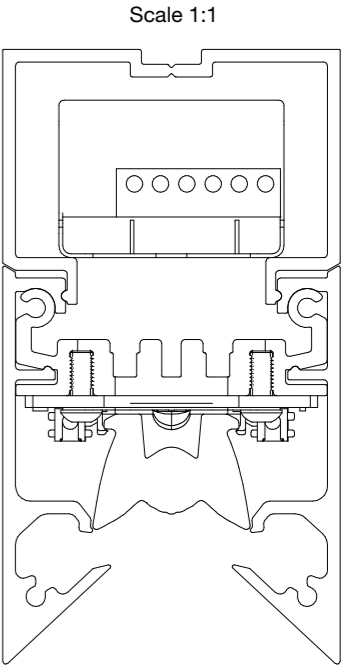
SLOT-AF SURFACE MOUNTED

SLOT-AF034



ITEM CONFIGURATION

- IP PROTECTION
- 0 IP 20
- COLOR RENDERING INDEX
- 90 CRI>90
- COLOR TEMPERATURE/CCT
- 2250 tunable white
- BEAM CHARACTERISTICS
- 58 FWHM 58°
- DIMMABILITY
- D DALI dimmable  
(other dimming variants on request)
- COLOR OUTSIDE
- WM white matt  
SWM black matt
- SPECIAL
- Color of your choice from the 2F color card



This product is subject to a pattern protection and is allowed in not by third parties in any way be used!

Order example:  
SLOT-AE048090225058D-SWM

IP protection  
Color rendering index  
Color temperature  
Radiation characteristics  
Dimmability  
Color



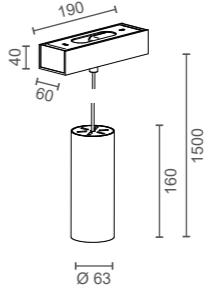


RON

RON pendant luminaires, aluminum surface white or matt-black. RAL color choice options. The microfaceted, highly-efficient free-form surface reflector ensures homogeneous light distribution and perfect longitudinal glare reduction due to multiple over-irradiation and high-precision light control. Choose from three color temperatures with color rendering Ra >90, 2700K, 3000K, 4000K. Lighting system consists of a light and an integrated control gear. Developed for the high-end shop sector, hotels, restaurants and projects that place strict demands on lighting technology. Perfect for a variety of room heights, lobbies and hallways. Available in beam angles 2x14°, 2x25°, 2x35°, 2x45°.

RON PENDANT LIGHTS

RON-PA015



ITEM CONFIGURATION

IP PROTECTION

0 IP 20

COLOR RENDERING INDEX

90 CRI>90

COLOR TEMPERATURE/CCT

0027 2700K  
0030 3000K  
0040 4000K

BEAM CHARACTERISTICS

16 FWTM 2x14° / FWHM 16°  
36 FWTM 2x25° / FWHM 36°  
52 FWTM 2x35° / FWHM 52°  
67 FWTM 2x45° / FWHM 67°

DIMMABILITY

D DALI dimmable  
(other dimming variants on request)

COLOR OUTSIDE

WM white matt  
SWM black matt

COLOR INSIDE

WM white matt  
SWM black matt

SPECIAL

Color of your choice from the 2F color card

RON PENDANT LIGHT

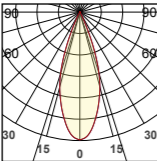
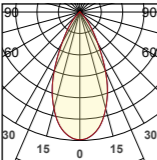
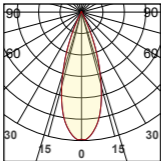
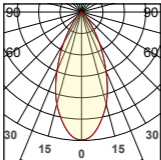
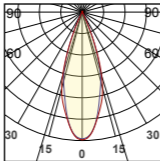
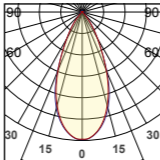
LED LEISTUNG	15W		
SYSTEMLEISTUNG	17W		
CRI	>90		
CCT	2700K	3000K	4000K

Order example:  
RON-PA015090002736D-WM-SWM

IP protection  
Color rendering index  
Color temperature  
Radiation characteristics  
Dimmability  
Color outside  
Color inside



LEA PENDANT LAMP

LED POWER	8W			
SYSTEM POWER	11W			
CRI	>90			
CCT	<div>2700K<div><div><div><div>2x20° (34°)</div></div><div>481lm</div></div><div><div><div>2x38° (46°)</div></div><div>549lm</div></div></div></div>	<div>3000K<div><div><div><div>2x20° (34°)</div></div><div>525lm</div></div><div><div><div>2x38° (46°)</div></div><div>602lm</div></div></div></div>	<div>4000K<div><div><div><div>2x20° (34°)</div></div><div>539lm</div></div><div><div><div>2x38° (46°)</div></div><div>661lm</div></div></div></div>	

LEA

LEA pendant light with ceiling mounting ring, aluminum, surface white or matt-black. RAL color choice options. Pendulum length 1500mm, cable braided with textile. Bartenbach's innovative patented LFO lens optics ensure a puristic design language.

The LFO lens focuses the light by reducing light emission to a minimum and concentrating it exclusively on the area to be illuminated. The recessed design creates an almost invisible, completely glare-free and comfortable high-efficiency light source.

Choose from three color temperatures with color rendering Ra >90, 2700K, 3000K, 4000K. Luminaire without control gear (order separately).

Developed for the hotel industry, catering industry and projects that place strict demands on lighting technology, visual comfort and room atmosphere. Available in beam angles 2x20° and 2x38°.


LEA PENDANT LIGHT 300

LEA-PA008




LEA PENDANT LIGHT 500

LEA-PB008




ITEM CONFIGURATION

- IP PROTECTION
- 0 IP 20
- COLOR RENDERING INDEX
- 90 CRI>90
- COLOR TEMPERATURE/CCT
- 0027 2700K
- 0030 3000K
- 0040 4000K
- BEAM CHARACTERISTICS
- 34 FWTM 2x20° / FWHM 34°
- 46 FWTM 2x38° / FWHM 46°
- DIMMABILITY
- X without POWER SUPPLY
- COLOR
- WM white matt
- SWM black matt
- SPECIAL
- Color of your choice from the 2F color card



FOR OPERATION WITH 24V, KSQ AND CV POWER SUPPLY REQUIRED.  
FOR OPERATION WITH CONSTANT CURRENT CC POWER SUPPLY REQUIRED.



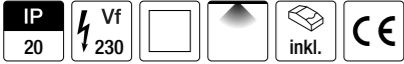

POWER SUPPLY  
ORDER SEPARATELY (P. 278-282)

Order example:  
LEA-PA008090002734D-SWM

IP protection  
Color rendering index  
Color temperature  
Radiation characteristics  
Dimmability  
Color



- Content
- Recessed Lights
- Surface Lights
- Pendant Light
- Track Railsystem
- Profiles
- LED Stripes
- LED Lights
- Outdoor Lights
- LED Driver
- Legend Colors



SLOT PENDANT LIGHT

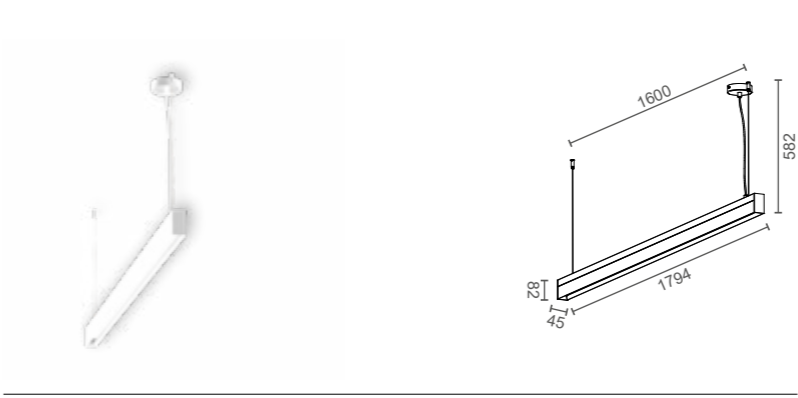
LED POWER	48W	41W	34W	
SYSTEM POWER	53W	46W	40W	
CRI	>90			
CCT	2200K - 5000K			
	<div><div>58° 3671lm-4218lm</div></div>	<div><div>58° 3145lm-3615lm</div></div>	<div><div>58° 2620lm-3010lm</div></div>	

SLOT

SLOT is a luminaire characterized by immaculate longitudinal glare control. At first glance, it is impossible to identify the light source. A special linear lens with longitudinal faceting enables light to be emitted through a gap just 10mm wide. The ideal work task light also serves as a stylish luminaire in modern living spaces. Ideally complements our LEA-range of recessed luminaires. Bespoke lengths, surfaces, color temperatures and control units can be custom-produced for the project.

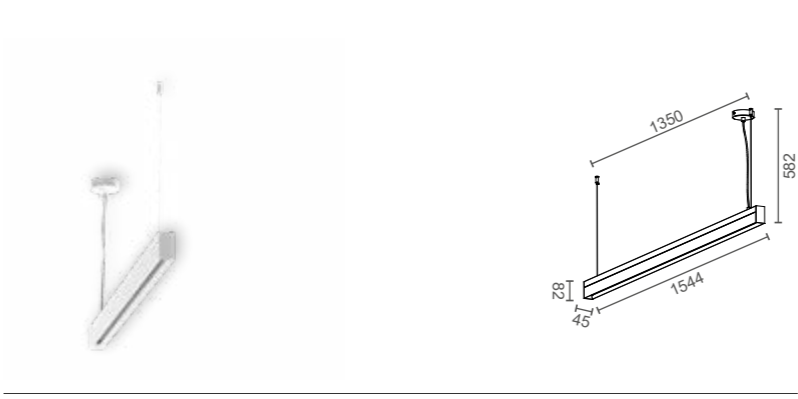
SLOT PENDANT LIGHT

SLOT-PA048



SLOT PENDANT LIGHT

SLOT-PB041



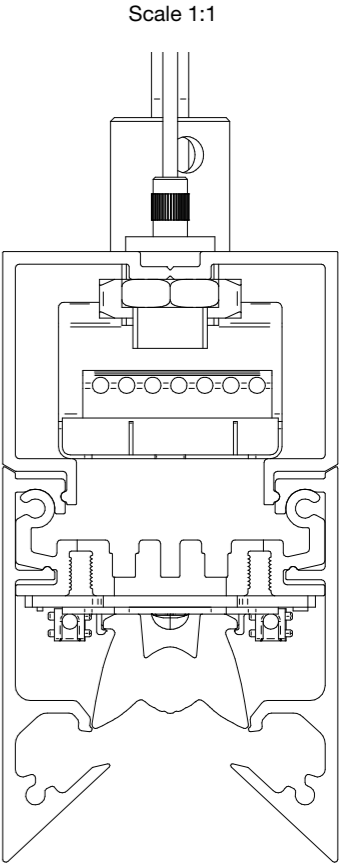
SLOT PENDANT LIGHT

SLOT-PC034



ITEM CONFIGURATION

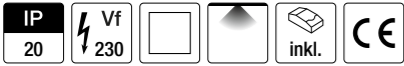

- IP PROTECTION
- 0 IP 20
- COLOR RENDERING INDEX
- 90 CRI>90
- COLOR TEMPERATURE/CCT
- 2250 tunable white
- BEAM CHARACTERISTICS
- 58 FWHM 58°
- DIMMABILITY
- D DALI dimmable  
(other dimming variants on request)
- COLOR
- WM white matt  
SWM black matt
- SPECIAL
- Color of your choice from the 2F color card



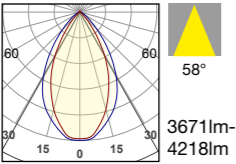
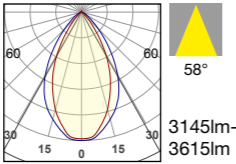
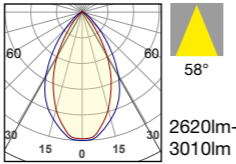
This product is subject to a pattern protection and is allowed in not by third parties in any way be used!

Order example:  
SLOT-PA048090225058D-SWM

IP protection  
Color rendering index  
Color temperature  
Radiation characteristics  
Dimmability  
Color



SLOT PENDANT LIGHT

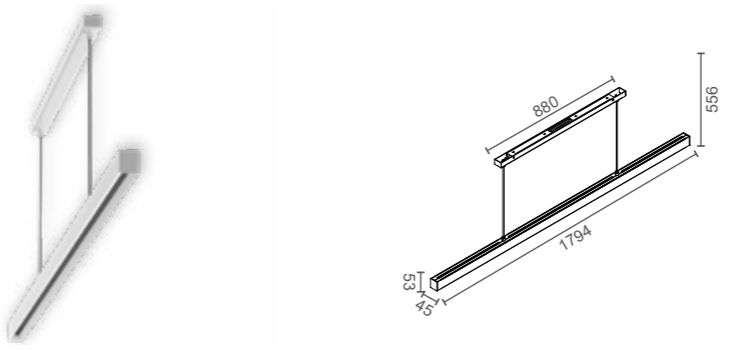
LED POWER	48W	41W	34W	
SYSTEM POWER	53W	46W	40W	
CRI	>90			
CCT	2200K - 5000K			
				

SLOT

SLOT is a luminaire characterized by immaculate longitudinal glare control. At first glance, it is impossible to identify the light source. A special linear lens with longitudinal faceting enables light to be emitted through a gap just 10mm wide. The ideal work task light also serves as a stylish luminaire in modern living spaces. Ideally complements our LEA-range of recessed luminaires. Bespoke lengths, surfaces, color temperatures and control units can be custom-produced for the project.

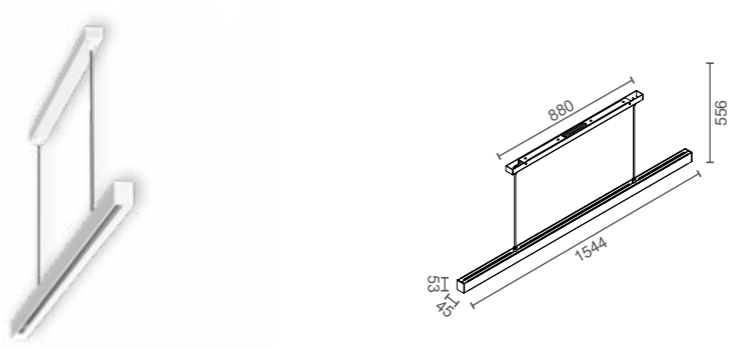
SLOT PENDANT LIGHT

SLOT-PD048



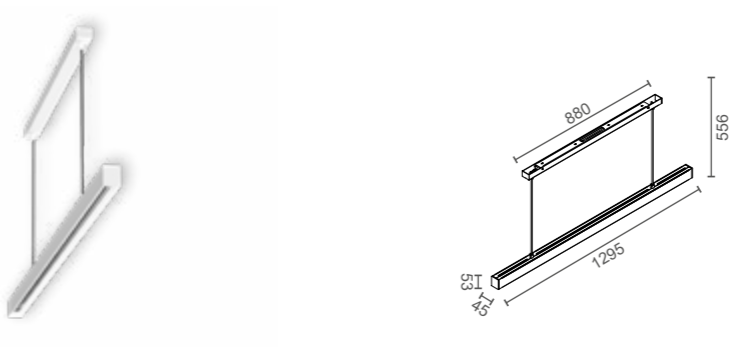
SLOT PENDANT LIGHT

SLOT-PE041



SLOT PENDANT LIGHT

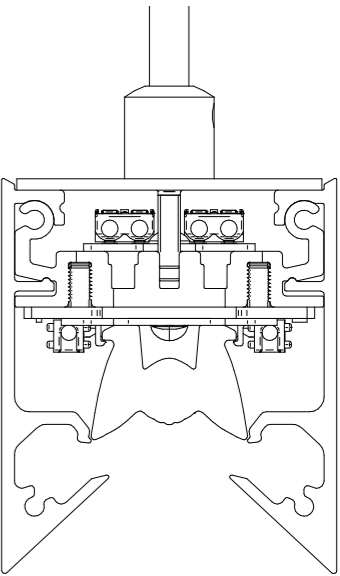
SLOT-PF034



ITEM CONFIGURATION

- IP PROTECTION
- 0 IP 20
- COLOR RENDERING INDEX
- 90 CRI>90
- COLOR TEMPERATURE/CCT
- 2250 tunable white
- BEAM CHARACTERISTICS
- 58 FWHM 58°
- DIMMABILITY
- D DALI dimmable  
(other dimming variants on request)
- COLOR
- WM white matt  
SWM black matt
- SPECIAL
- Color of your choice from the 2F color card

Scale 1:1



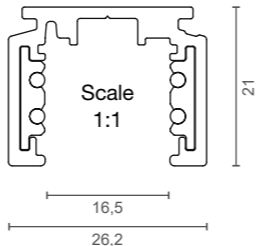
This product is subject to a pattern protection and is allowed in not by third parties in any way be used!

Order example:  
SLOT-PB048090225058D-SWM

IP protection  
Color rendering index  
Color temperature  
Radiation characteristics  
Dimmability  
Color











- Content
- Recessed Lights
- Surface Lights
- Pendant Light
- Track Railsystem
- Profiles
- LED Stripes
- LED Lights
- Outdoor Lights
- LED Driver
- Legend Colors



**TRACK EVO - 48V**

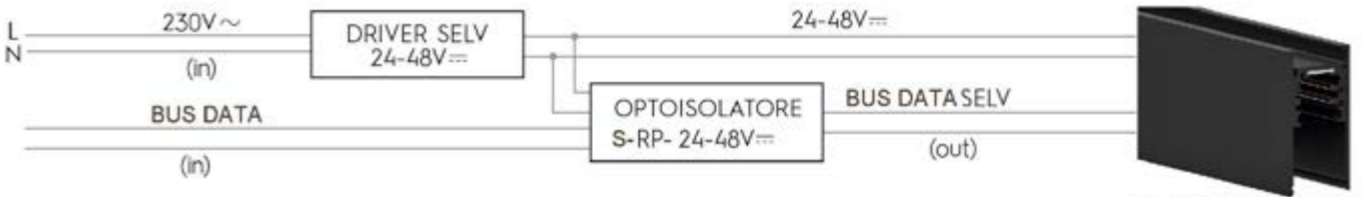
**TRACK SUSPENSION PROFILE**


The Multisystem Evo STANDARD RAIL is a LOW VOLTAGE (SELV) 4-wire class III rail. The supply voltage must be between 0 and 60 V DC and the supply current must not exceed 15A. The four rail conductors can be used to provide two separate supplies, or one circuit for the supply and one for the DATA BUS. It is forbidden to use supply devices, drivers, DATA BUS systems and components not approved as SELV, and/or components with a U-OUT over 60V DC.

	Item number	Description	L	W	H	color
	Z647-9500-ST1-E-B-2000	profile	2000	72	76	black fine structure
	Z647-9500-ST1-E-B-3000		3000			
	Z647-9500-ST1-E-W-2000	profile	2000	72	76	white fine structure
	Z647-9500-ST1-E-W-3000		3000			
	Z647-S-9500-LE-B-3000	cover	3000	18	5	black
	Z647-S-9500-LE-W-3000					white
	Z647-S-9000-T	cutting tool	-	-	-	metal
	Z647-9504-ST1-B	metal end cap without hole	1,2	26	21	black
	Z647-9504-ST1-B-F	metal end cap with hole				
	Z647-9504-ST1-W	metal end cap without hole				white
	Z647-9504-ST1-W-F	metal end cap with hole				
	Z647-9504-ST1-P-B	end cap plastic without hole	2,5	26	21	black
	Z647-9504-ST1-P-B-F	end cap plastic with hole				
	Z647-9504-ST1-P-W2	end cap plastic without hole				white
	Z647-9504-ST1-P-W2-F	end cap plastic with hole				
	Z647-ST1-E-SET-B-3000	suspension set	3000	-	-	black
	Z647-ST1-E-SET-W-3000					white

	Item number	Description	L	W	H	color
	Z647-ST1-E-SET-B-5000	suspension set	5000	-	-	black
	Z647-ST1-E-SET-W-5000					white
	Z647-9501-S-B-E	power feed-in	112	16	16	black
	Z647-9501-S-W-E					white
	Z647-9503-S-B-E	linear connector power	105	16	16	black
	Z647-9503-S-W-E					white
	Z647-9503-S-B-M-E	linear connector mechanically	105	16	16	black
	Z647-9503-S-W-M-E					white
	Z647-9518-S-B-E	linear connector flexible	274	16	16	black
	Z647-9518-S-W-E					white
	Z647-9511-B-E	connector 90°	105	105	16	black
	Z647-9511-W-E					white
	Z647-9011-B	connector 90°	90	90	25	black
	Z647-9011-W					white
	Z647-9012-B	connector 90°	90	90	25	black
	Z647-9012-W					white
	Z647-9500-P-100E-B-C1-N	power supply box 1 connection	435	33	60	black
	Z647-9500-P-100E-W-C1-N					white
	Z647-S-RP-24-48V	optocoupler / repeater	180	42	29	white

CIRCUIT DIAGRAM OPTOCOUPLER:



 POWER SUPPLY BOX ORDER SEPARATELY





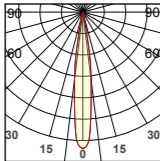
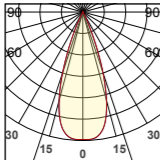
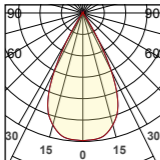
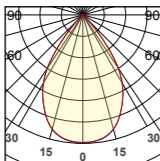
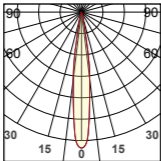
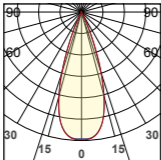
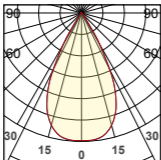
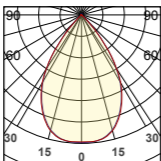
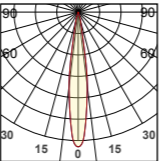
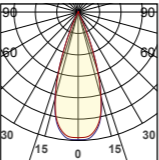
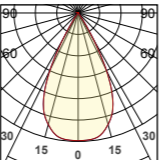
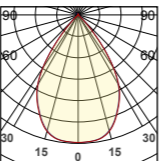
RON - 48V

RON track spotlight with DALI adapter, aluminum, surface white or matt-black. RAL color choice options. The microfaceted, highly-efficient free-form surface reflector ensures homogeneous light distribution and perfect longitudinal glare reduction due to multiple over-irradiation and high-precision light control.

Choose from three color temperatures with color rendering Ra >90, 2700K, 3000K, 4000K. The microfaceted, highly-efficient free-form surface reflector ensures homogeneous light distribution and perfect longitudinal glare reduction due to multiple over-irradiation and high-precision light control.

Developed for the high-end shop sector, hotels, restaurants and projects that place strict demands on lighting technology. Perfect for a variety of room heights, lobbies and corridors. Available in beam angles 2x14°, 2x25°, 2x35°, 2x45°

RON TRACK SPOTLIGHT 48V

LED POWER	15W		
SYSTEM POWER	17W		
CRI	>90		
CCT	<div>2700K</div> <div><div><div><div>2x14° (16°)</div></div><div>587lm</div></div><div><div><div>2x25° (36°)</div></div><div>1246lm</div></div><div><div><div>2x35° (52°)</div></div><div>1426lm</div></div><div><div><div>2x45° (67°)</div></div><div>1472lm</div></div></div> <div>3000K</div> <div><div><div><div>2x14° (16°)</div></div><div>737lm</div></div><div><div><div>2x25° (36°)</div></div><div>1314lm</div></div><div><div><div>2x35° (52°)</div></div><div>1470lm</div></div><div><div><div>2x45° (67°)</div></div><div>1548lm</div></div></div> <div>4000K</div> <div><div><div><div>2x14° (16°)</div></div><div>902lm</div></div><div><div><div>2x25° (36°)</div></div><div>1439lm</div></div><div><div><div>2x35° (52°)</div></div><div>1581lm</div></div><div><div><div>2x45° (67°)</div></div><div>1725lm</div></div></div>		

RON TRACK SPOTLIGHT ADJUSTABLE

RON-SG015



ITEM CONFIGURATION

- IP PROTECTION
- 0 IP 20
- COLOR RENDERING INDEX
- 90 CRI>90
- COLOR TEMPERATURE/CCT
- 0027 2700K  
0030 3000K  
0040 4000K
- BEAM CHARACTERISTICS
- 16 FWTM 2x14° / FWHM 16°  
36 FWTM 2x25° / FWHM 36°  
52 FWTM 2x35° / FWHM 52°  
67 FWTM 2x45° / FWHM 67°
- DIMMABILITY
- D DALI dimmable  
(other dimming variants on request)
- COLOR OUTSIDE
- WM white matt  
SWM black matt
- COLOR INSIDE
- WM white matt  
SWM black matt
- SPECIAL
- Color of your choice from the 2F color card



Order example:  
RON-SG015090002736D-WM-SWM

IP protection  
Color rendering index  
Color temperature  
Radiation characteristics  
Dimmability  
Color outside  
Color inside



MIO - 48V

MIO track spotlight with DALI adapter, aluminum, surface white or matt-black. RAL color choice options. The microfaceted free-form surface reflector, specially designed for 2F Leuchten, combines maximum efficiency and optimal longitudinal glare control with high-precision light control for absolutely ho-mogeneous light distribution. Choose from three color temperatures with color rendering Ra >90, 2700K, 3000K, 4000K. Lighting system consists of a light and rail adapter with integrated control gear. Developed for schools, company buildings and offices, retail, hotels and restaurants, and projects that place strict demands on architectural and special lighting technology. The available beam angles 2x25°, 2x35°, 2x45° (batwing to meet the requirement for the largest possible luminaire spacing, as for general traffic areas).

MIO TRACK SPOTLIGHT 48V

LED POWER	8W		
SYSTEM POWER	11W		
CRI	>90		
CCT	<div>2700K<div><div><div></div><div>2x25° (36°)</div></div><div>617lm</div></div></div> <div>2x35° (56°)</div> <div>666lm</div> <div>2x45° (80°)</div> <div>724lm</div>	<div>3000K<div><div><div></div><div>2x25° (36°)</div></div><div>673lm</div></div><div>2x35° (56°)</div><div>696lm</div><div>2x45° (80°)</div><div>808lm</div></div>	<div>4000K<div><div><div></div><div>2x25° (36°)</div></div><div>746lm</div></div><div>2x35° (56°)</div><div>815lm</div><div>2x45° (80°)</div><div>863lm</div></div>

MIO TRACK SPOTLIGHT ADJUSTABLE

MIO-SE008



ITEM CONFIGURATION

- IP PROTECTION

0 IP 20
- COLOR RENDERING INDEX

90 CRI>90
- COLOR TEMPERATURE/CCT

0027 2700K

0030 3000K

0040 4000K
- BEAM CHARACTERISTICS

36 FWTM 2x25° / FWHM 36°

56 FWTM 2x35° / FWHM 56°

80 FWTM 2x45° / FWHM 80°
- DIMMABILITY

D DALI dimmable

(other dimming variants on request)
- COLOR

WM white matt

SWM black matt
- SPECIAL

Color of your choice from the 2F color card

Order example:  
MIO-SE008090002736D-SWM

IP protection  
Color rendering index  
Color temperature  
Radiation characteristics  
Dimmability  
Color



TUB - 48V

Track spotlight, aluminum, surface white or matt-black. RAL color choice options. The three possible beam angles are achieved with highly effective lenses. By using the lenses, a sharp cut-off of the beam angle is projected. An additional honeycomb grid can be used further limit glare. Choose between three color temperatures with color rendering Ra >90, 2700K, 3000K, 4000K. Lighting system consists of a light and control gear unit with a plug-in connection. Developed for schools, company buildings and offices, retail, hotels and restaurants, and projects that place strict demands on architectural and special lighting technology. The available beam angles 2x25°, 2x35°, 2x45° (batwing to meet the requirement for the largest possible luminaire spacing, as for general traffic areas).

TUB TRACK SPOTLIGHT 48V

LED POWER	8W		
SYSTEM POWER	11W		
CRI	>90		
CCT	2700K	3000K	4000K
• Reference values measured without honeycomb Honeycomb insert	<div> 15° 868lm</div>	<div> 15° 880lm</div>	<div> 15° 928lm</div>
	<div> 38° 742lm</div>	<div> 38° 753lm</div>	<div> 38° 872lm</div>
	<div> 50° 723lm</div>	<div> 50° 795lm</div>	<div> 50° 745lm</div>

TUB TRACK SPOTLIGHT ADJUSTABLE

TUB-SC008



HONEYCOMB

TUB-HONEYCOMB



ITEM CONFIGURATION

IP PROTECTION	
0	IP 20
COLOR RENDERING INDEX	
90	CRI>90
COLOR TEMPERATURE/CCT	
0027	2700K
0030	3000K
0040	4000K
BEAM CHARACTERISTICS	
15	FWHM 15°
38	FWHM 38°
50	FWHM 50°
DIMMABILITY	
D	DALI dimmable (other dimming variants on request)
COLOR	
WM	white matt
SWM	black matt
SPECIAL	
Color of your choice from the 2F color card	

STANDARD WITHOUT HONEYCOMB INSERT  
PLEASE ORDER SEPARATELY

Order example:  
TUB-SC008090002738D-SWM

IP protection  
Color rendering index  
Color temperature  
Radiation characteristics  
Dimmability  
Color

Content
Recessed Lights
Surface Lights
Pendant Light
Track Railsystem
Profiles
LED Stripes
LED Lights
Outdoor Lights
LED Driver
Legend Colors





## LEA - 48V

LEA pendant light with ceiling mounting ring, aluminum, surface white or matt-black. RAL color choice options. Pendulum length 1500mm, cable braided with textile. Bartenbach's innovative patented LFO lens optics ensure a puristic design language.

The LFO lens focuses the light by reducing light emission to a minimum and concentrating it exclusively on the area to be illuminated. The recessed design creates an almost invisible, completely glare-free and comfortable high-efficiency light source.

Choose from three color temperatures with color rendering Ra >90, 2700K, 3000K, 4000K. Luminaire without control gear (order separately).


Developed for the hotel industry, catering industry and projects that place strict demands on lighting technology, visual comfort and room atmosphere. Available in beam angles 2x20° and 2x38°.

### LEA TRACK SPOTLIGHT PENDANT LIGHT 48V

LED POWER	8W		
SYSTEM POWER	11W		
CRI	>90		
CCT	<div>2700K<div><div><div><div></div><div>2x20° (34°)</div></div><div>481lm</div></div><div><div><div></div><div>2x38° (46°)</div></div><div>549lm</div></div></div></div>	<div>3000K<div><div><div><div></div><div>2x20° (34°)</div></div><div>525lm</div></div><div><div><div></div><div>2x38° (46°)</div></div><div>602lm</div></div></div></div>	<div>4000K<div><div><div><div></div><div>2x20° (34°)</div></div><div>539lm</div></div><div><div><div></div><div>2x38° (46°)</div></div><div>661lm</div></div></div></div>

### LEA PENDANT TRACK LIGHT 300

LEA-SC008



### LEA PENDANT TRACK LIGHT 500

LEA-SD008



### ITEM CONFIGURATION

#### IP PROTECTION

0 IP 20

#### COLOR RENDERING INDEX

90 CRI>90

#### COLOR TEMPERATURE/CCT

0027 2700K  
0030 3000K  
0040 4000K

#### BEAM CHARACTERISTICS

34 FWTM 2x20° / FWHM 34°  
46 FWTM 2x38° / FWHM 46°

#### DIMMABILITY

D DALI dimmable  
(other dimming variants on request)

#### COLOR

WM white matt  
SWM black matt

#### SPECIAL

Color of your choice from the 2F color card

Order example:  
LEA-SC008090002734°-SWM

IP protection  
Color rendering index  
Color temperature  
Radiation characteristics  
Dimmability  
Color



## HYR TRACK SPOTLIGHT 48V

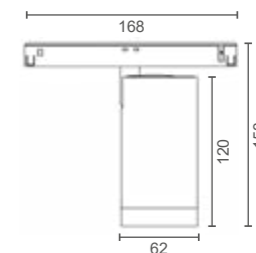
LED POWER	12W
SYSTEM POWER	14W
CRI	>90
CCT	<div> <div> 2700K <div> <div>  11° </div> </div> </div> </div> <div> <div> 2700K <div> <div>  50° </div> </div> </div> </div> <div> <div> 3000K <div> <div>  11° </div> </div> </div> </div> <div> <div> 3000K <div> <div>  50° </div> </div> </div> </div>

## HYR - 48V

The HYR zoomable spotlight series is a stylish and compact LED track and individual spotlight solution for a wide range of project applications. Ideal for museums, art, shops and corridors. Its adjustable lens mechanism is designed to offer stepless settings from 11° to 50° FWHM. The lamp head can be swiveled precisely, and rotated horizontally and vertically, so light is emitted exactly where it is needed. Choose between two color temperatures with color rendering Ra >90, 2700K, 3000K.

## HYR TRACK SPOTLIGHT ADJUSTABLE


**Z1035-HYR-ST**




Item number	System Power	Ø	H	SDCM	CCT	CRI	Lumen Output	FWHM°	color
Z1035-HYR-ST0120900027ZOD-SWM	12W	62	120	≤ 3	2700	>90	782lm	11-50° Zoom	black matt
Z1035-HYR-ST0120900030ZOD-SWM	12W	62	120	≤ 3	3000	>90	869lm	11-50° Zoom	black matt

## HYR HONEYCOMB

**Z1035-HYR-COVER-62**




 STANDARD WITHOUT HONEYCOMB INSERT  
PLEASE ORDER SEPARATELY





- Content
- Recessed Lights
- Surface Lights
- Pendant Light
- Track Railsystem
- Profiles
- LED Stripes
- LED Lights
- Outdoor Lights
- LED Driver
- Legend Colors

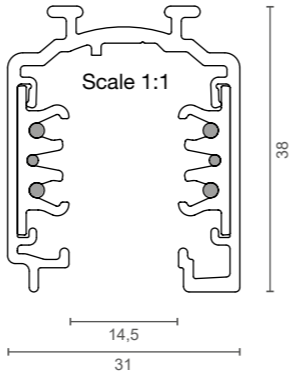


OTS - 230V - TRACK

TRACK SUSPENSION PROFILE

The OneTrack® system is a mixed three-phase system with two additional conductors for controlling a general data signal (e.g. DALI, DMX, ION, EIB, etc.). 6 CABLES STANDARD RAIL L1/L2/ L3/N/ Earth 16A/440V + D+/D- 2x1A/50V FELV AC (DALI).

The system is certified according to DIN EN 60570 and may only be installed by qualified specialist personnel.



Picture	Item number	Description	Length	Width	Height	Farbe
	Z647-9000A-B-ST-2000 Z647-9000A-B-ST-3000	profile	2000 3000	38	31	black fine structure
	Z647-9000A-W-ST-2000 Z647-9000A-W-ST-3000		2000 3000			white fine structure
	Z647-S-9000-131-B Z647-S-9000-131-W	ceiling mount clip	40	24	13,5	black white
	Z647-S-9000-GP-B Z647-S-9000-GP-W	track cover	1000	26	10	black white
	Z647-9004-B Z647-9004-W	end cap	2	31	38	black white
	Z647-S-9000-322-SV-B Z647-S-9000-322-SV-W	track connector	180	26	10,5	black white
	Z647-9000-KIT8-3-B Z647-9000-KIT8-3-W	rope suspension set 3m rope	3000	-	-	black white
	Z647-9000-KIT8-5-B Z647-9000-KIT8-5-W	rope suspension set 5m rope	5000	-	-	black white
	Z647-S-9000-T	cutting tool	-	-	-	metall

Picture	Item number	Description	Length	Width	Height	Farbe
	Z647-S-9000-H-B Z647-S-9000-H-W	metal fastening hook load capacity 50N (5kg)	26	28	48	black white
	Z647-9001-B Z647-9001-W	power feed in left	95	31	38	black white
	Z647-9002-B Z647-9002-W	power feed in right				black white
	Z647-9010-B Z647-9010-W	power feed in middle	150	31	38	black white
	Z647-9003-B Z647-9003-W	track connector	115	25	33	black white
	Z647-9003-B-M Z647-9003-W-M	track connector mechanically	115	25	33	Rail connector mechanically
	Z647-9018-B Z647-9018-W	power connector flexible	265	25	25	black white
	Z647-9017-B Z647-9017-W	track connector Cross piece	148	148	25	black white
	Z647-9013-B Z647-9013-W	track connector T-piece	148	90	25	black white
	Z647-9014-B Z647-9014-W	track connector T-piece	148	90	25	black white
	Z647-9015-B Z647-9015-W	track connector T-piece	148	90	25	black white
	Z647-9016-B Z647-9016-W	track connector T-piece	148	90	25	black white



RON TRACK SPOTLIGHT / PENDANT LIGHT

LED POWER	15W			
SYSTEM POWER	17W			
CRI	>90			
CCT	<div>2700K</div> <div><div><div>2x14° (16°)</div></div><div>587lm</div></div> <div><div><div>2x25° (36°)</div></div><div>1171lm</div></div> <div><div><div>2x35° (52°)</div></div><div>1426lm</div></div> <div><div><div>2x45° (67°)</div></div><div>1472lm</div></div>	<div>3000K</div> <div><div><div>2x14° (16°)</div></div><div>737lm</div></div> <div><div><div>2x25° (36°)</div></div><div>1314lm</div></div> <div><div><div>2x35° (52°)</div></div><div>1470lm</div></div> <div><div><div>2x45° (67°)</div></div><div>1548lm</div></div>	<div>4000K</div> <div><div><div>2x14° (16°)</div></div><div>902lm</div></div> <div><div><div>2x25° (36°)</div></div><div>1439lm</div></div> <div><div><div>2x35° (52°)</div></div><div>1581lm</div></div> <div><div><div>2x45° (67°)</div></div><div>1725lm</div></div>	

RON - 230V

RON track spotlight and pendant light with 3-phase rails Global Track pulse DALI adapter, aluminum, surface white or matt black. RAL color choice options. The microfaceted, highly-efficient free-form surface reflector ensures homogeneous light distribution and perfect longitudinal glare reduction due to mul-tiple over-irradiation and high-precision light control. Choose from three color temperatures with color rendering Ra >90, 2700K, 3000K, 4000K. Lighting system consists of a light and rail adapter with integrated control gear. Developed for the high-end shop sector, hotels, restaurants and projects that place strict demands on lighting technology. Perfect for a variety of room heights, lobbies and corridors. Available in beam angles 2x14°, 2x25°, 2x35°, 2x45°

RON TRACK SPOTLIGHT ADJUSTABLE



RON TRACK SPOTLIGHT ADJUSTABLE

RON-SF015



RON TRACK SPOTLIGHT ADJUSTABLE (FLUSH)

RON-SJ015



RON PENDANT TRACK LIGHT

RON-SB015



ITEM CONFIGURATION

IP PROTECTION

0 IP 20

COLOR RENDERING INDEX

90 CRI>90

COLOR TEMPERATURE/CCT

0027 2700K  
0030 3000K  
0040 4000K

BEAM CHARACTERISTICS

16 FWTM 2x14° / FWHM 16°  
36 FWTM 2x25° / FWHM 36°  
52 FWTM 2x35° / FWHM 52°  
67 FWTM 2x45° / FWHM 67°

DIMMABILITY

C CASAMBI dimmbar  
D DALI dimmable

COLOR OUTSIDE

WM white matt  
SWM black matt

COLOR INSIDE

WM white matt  
SWM black matt

SPECIAL

Color of your choice from the 2F color card

Order example:  
RON-SB015090002736D-WM-SWM

IP protection  
Color rendering index  
Color temperature  
Radiation characteristics  
Dimmability  
Color outside  
Color inside



MIO TRACK SPOTLIGHT

LED POWER	8W		
SYSTEM POWER	11W		
CRI	>90		
CCT	<div>2700K<div><div><div></div><div>2x25° (36°)</div></div><div>617lm</div></div></div> <div>3000K<div><div><div></div><div>2x25° (36°)</div></div><div>673lm</div></div></div> <div>4000K<div><div><div></div><div>2x25° (36°)</div></div><div>746lm</div></div></div>	<div>2700K<div><div><div></div><div>2x35° (56°)</div></div><div>666lm</div></div></div> <div>3000K<div><div><div></div><div>2x35° (56°)</div></div><div>696lm</div></div></div> <div>4000K<div><div><div></div><div>2x35° (56°)</div></div><div>815lm</div></div></div>	<div>2700K<div><div><div></div><div>2x45° (80°)</div></div><div>724lm</div></div></div> <div>3000K<div><div><div></div><div>2x45° (80°)</div></div><div>808lm</div></div></div> <div>4000K<div><div><div></div><div>2x45° (80°)</div></div><div>863lm</div></div></div>

MIO - 230V

MIO track spotlight with DALI adapter, aluminum, surface white or matt black. RAL color choice options. The microfaceted free-form surface reflector, specially designed for 2F Leuchten, combines maximum efficiency and optimal longitudinal glare control with high-precision light control for absolutely ho-mogeneous light distribution. Choose between three different color temperatures with color rendering Ra >90, 2700K, 3000K, 4000K. Lighting system consists of a light and rail adapter with integrated control gear. Developed for schools, company buildings and offices, retail, hotels and restaurants, and projects that place strict demands on architecture and special lighting technology. The available beam angles 2x25°, 2x35°, 2x45° (batwing to meet the requirement for the largest possible luminaire spacing, as for general traffic areas).

MIO TRACK SPOTLIGHT ADJUSTABLE

MIO-SD008



ITEM CONFIGURATION

- IP PROTECTION

0 IP 20
- COLOR RENDERING INDEX

90 CRI>90
- COLOR TEMPERATURE/CCT

0027 2700K  
0030 3000K  
0040 4000K
- BEAM CHARACTERISTICS

36 FWTM 2x25° / FWHM 36°  
56 FWTM 2x35° / FWHM 56°  
80 FWTM 2x45° / FWHM 80°
- DIMMABILITY

C CASAMBI dimmbar  
D DALI dimmbar
- COLOR

WM white matt  
SWM black matt
- SPECIAL

Color of your choice from the 2F color card

Order example:  
MIO-SD008090002736D-SWM

IP protection  
Color rendering index  
Color temperature  
Radiation characteristics  
Dimmability  
Color



Content

Recessed  
Lights

Surface  
Lights

Pendant  
Light

Track  
Railsystem

Profiles

LED  
Stripes

LED  
Lights

Outdoor  
Lights

LED  
Driver

Legend  
Colors



TUB TRACK SPOTLIGHT

LED POWER	8W		
SYSTEM POWER	11W		
CRI	>90		
CCT	2700K	3000K	4000K
• Reference values measured without honeycomb	<div> 15° 868lm</div>	<div> 15° 880lm</div>	<div> 15° 928lm</div>
	<div> 38° 742lm</div>	<div> 38° 753lm</div>	<div> 38° 872lm</div>
	<div> 50° 723lm</div>	<div> 50° 795lm</div>	<div> 50° 745lm</div>

TUB - 230V

Track spotlight, aluminum, surface white or matt-black. RAL color choice options. The three possible beam angles are achieved by highly effective lenses. The lenses create a sharp cut-off of the beam angle during projection. An additional honeycomb grid can be used to further limit glare. Choose between three color temperatures with color rendering Ra >90, 2700K, 3000K, 4000K. Lighting system consists of a light and control gear unit with a plug-in connection. Developed for schools, company buildings and offices, retail, hotels and restaurants, as well as projects that place strict demands on architecture and special lighting technology. The available beam angles 2x25°, 2x35°, 2x45° (batwing to meet the requirement for the largest possible luminaire spacing, as for general traffic areas).

TUB TRACK SPOTLIGHT ADJUSTABLE

TUB-SB008



HONEYCOMB

TUB-HONEYCOMB



ITEM CONFIGURATION

IP PROTECTION

0 IP 20

COLOR RENDERING INDEX

90 CRI>90

COLOR TEMPERATURE/CCT

0027 2700K  
0030 3000K  
0040 4000K

BEAM CHARACTERISTICS

15 FWHM 15°  
38 FWHM 38°  
50 FWHM 50°

DIMMABILITY

C CASAMBI dimmable  
D DALI dimmable  
(other dimming variants on request)

COLOR

WM white matt  
SWM black matt

SPECIAL

Color of your choice from the 2F color card

STANDARD WITHOUT HONEYCOMB INSERT  
PLEASE ORDER SEPARATELY

Order example:

TUB-SB008090002738D-SWM

IP protection  
Color rendering index  
Color temperature  
Radiation characteristics  
Dimmability  
Color



HYR TRACK SPOTLIGHT

LED POWER	12W		30W	
SYSTEM POWER	14W		33W	
CRI	>90		>90	
CCT	2700K		3000K	
	• Reference values measured without honeycomb			

HYR - 230V

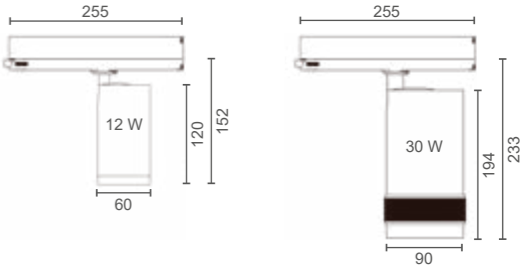
The HYR zoomable spotlight series is a stylish and compact LED track and single spotlight solution for a wide range of project applications. Ideal for museums, art, shops, corridors and aisles. Its adjustable lens mechanism is designed to offer stepless settings from 11° to 50° or 15°-60° FWHM.

The lamp head can be swiveled precisely, and rotated horizontally and vertically, so light is emitted exactly where it is needed.

Choose between two color temperatures with color rendering Ra >90, 2700K, 3000K.

HYR TRACK SPOTLIGHT ADJUSTABLE DALI

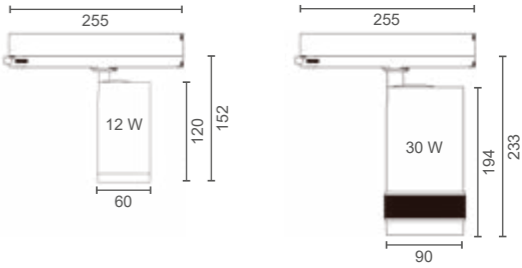
Z1035-HYR-



Item number	System Power	Ø	H	SDCM	CCT	CRI	Lumen Output	FWHM°	color
Z1035-HYR-SS0120900027ZOD-SWM	12W	62	120	≤ 3	2700	>90	720lm	15-50° Zoom	black matt
Z1035-HYR-SS0120900030ZOD-SWM	12W	62	120	≤ 3	3000	>90	810lm	15-50° Zoom	black matt
Z1035-HYR-SC0300900027ZOD-SWM	30W	90	183	≤ 3	2700	>90	2100lm	15-55° Zoom	black matt
Z1035-HYR-SC0300900030ZOD-SWM	30W	90	183	≤ 3	3000	>90	2250lm	15-55° Zoom	black matt

HYR TRACK SPOTLIGHT ADJUSTABLE CASAMBI


Z1035-HYR-



Item number	System Power	Ø	H	SDCM	CCT	CRI	Lumen Output	FWHM°	color
Z1035-HYR-SS0120900027ZOC-SWM	12W	62	120	≤ 3	2700	>90	736lm	11-50° Zoom	black matt
Z1035-HYR-SS0120900030ZOC-SWM	12W	62	120	≤ 3	3000	>90	828lm	11-50° Zoom	black matt
Z1035-HYR-SC0300900027ZOC-SWM	30W	90	183	≤ 3	2700	>90	2160lm	15-60° Zoom	black matt
Z1035-HYR-SC0300900030ZOC-SWM	30W	90	183	≤ 3	3000	>90	2430lm	15-60° Zoom	black matt


HONEYCOMB 12W

Z1035-HYR-COVER-62



HONEYCOMB 30W

Z1035-HYR-COVER-90





STANDARD WITHOUT HONEYCOMB INSERT  
PLEASE ORDER SEPARATELY





Item number	System Power	L	H	W	CCT	CRI	Lumen Output	FWHM°	Color
Z473-LIT-066090003060D-R015	41/49/58/66W	1504	54	64	3000	90	160lm / W	60°	white matt
Z473-LIT-066090004060D-R015	41/49/58/66W	1504	54	64	4000	90	160lm / W	60°	white matt

 POWER ADJUSTABLE ON ADAPTER VIA SWITCH  
41 / 49 / 58 OR 66 WATTS

 FOR PROJECTS ON REQUEST  
FWHM 30°, 90° OR 120°

LIT - 230V

LIT light panel DALI high-voltage track, suitable for 6-conductor track Eurostandard Plus (Stucchi). The basic power can be adjusted using the dip switch on the adapter. Selectable power levels: 41, 49, 48 and 66 W. The light is DALI dimmable. The driver is already installed in the adapter. Due to the ultra-thin design, the high lumen output and the dimmability, this light has a wide range of uses, such as offices, warehouses, corridors, shops, etc.



HOTEL SCHWEIZERHOF  
Luzern

Content

Recessed  
Lights

Surface  
Lights

Pendant  
Light

Track  
Railsystem

Profiles

LED  
Stripes

LED  
Lights

Outdoor  
Lights

LED  
Driver

Legend  
Colors



## TRUCK

TRUCK modular mounting rail system for shapable light strips, variable for ceiling or pendant mounting, aluminum profile, surface painted matt-white. Truck is equipped with 12-pin through-wiring as standard for flexible and easy installation. LED inserts DALI dimmable with an opal cover in two color temperatures 3000K and 4000K. LED insert with lens cover in 4000K. Low-maintenance and energy-efficient lighting solutions for a wide range of requirements: Underground car parks, production and logistics halls, workshops, sales and exhibition rooms.

### LED INSERT LENS

#### Z473-TRUCK-T03A15L63SN-40K-60

LED insert for carrier rail with optical 60° lens, LED SMD2835, incl. Osram Dali Driver OTI80

L x W x H	System Power	CRI	Beam angle	Lumen Output	CCT	Color
1437 x 64 x 29	58W	>80	60°	9450	4000K	white

### LED INSERT

#### Z473-TRUCK-T03A15L63SN-30K-OP

LED insert for carrier rail, with opal cover, LED SMD2835, incl. Osram Dali Driver OTI80

L x W x H	System Power	CRI	Beam angle	Lumen Output	CCT	Color
1437 x 64 x 36	63W	>80	120°	8200	3000K	white

### LED INSERT

#### Z473-TRUCK-T03A15L63SN-40K-OP

LED insert for carrier rail, with opal cover, LED SMD2835, incl. Osram Dali Driver OTI80

L x W x H	System Power	CRI	Beam angle	Lumen Output	CCT	Color
1437 x 64 x 36	63W	>80	120°	8500	4000K	white

### TRACKPROFILE L=1437MM

#### Z473-TRUCK-T03B1512S

Support rail with connector and 12-pin Through wiring

Length	Width	Height	Color
1437	64	42	white

### TRACKPROFILE L=2874MM

#### Z473-TRUCK-T03B3012S

Support track with connector and 12-pin Through wiring


Length	Width	Height	Color
2874	64	42	white


### MAX. NUMBER OF LIGHTS PER FUSE


Circuit breaker	B10	B16	B20	C10	C16	C20
Number of lights	13	21	27	21	35	45


### TRACK SYSTEM WITH 12-PIN THROUGH-WIRING



	<b>TRUCK - FEED FOR TRACK SYSTEM</b>			
	<b>Z473-TRUCK-DMA0013S</b>			
	Feed with 12-pin through-wiring for including screw connection PG13.5			
	Length	Width	Height	Color
	401 / 255	64	61,5	white

	<b>TRUCK - FINAL FEED</b>			
	<b>Z473-TRUCK-DMA005MSS</b>			
	End feed for rail system with 12-pole through-wiring			
	Length	Width	Height	Color
	320	64	61,5	white

	<b>TRUCK - END PIECE</b>			
	<b>Z473-TRUCK-DMA005SS</b>			
	Termination/end box			
	Length	Width	Height	Color
	255	64	61,5	white

	<b>TRUCK - BLIND COVER</b>			
	<b>Z473-TRUCK-T03A15CAS</b>			
	Aluminum blind cover for rail			
	Length	Width	Height	Color
	1437	64	19,5	white

	<b>TRUCK MODULE WITH CLAMP</b>			
	<b>Z473-TRUCK-T03A150SNS</b>			
	Module with terminal block for parking light installation assistance			
	Length	Width	Height	Color
	1437	64	19,5	white

	<b>TRUCK - CEILING MOUNT</b>			
	<b>Z473-TRUCK-DMA001</b>			
	TAD ceiling mount 0.50mm spring steel			
	Length	Width	Height	Color
	58	36	15	nickel polish

	<b>TRUCK SUSPENSION SET</b>			
	<b>Z473-TRUCK-DMA002</b>			
	Quick fastening set consisting of: Ceiling and rail fastening + steel cable 2000mm			
	Length	Width	Height	Color
	58	36	15	nickel polish

	<b>TRUCK - CABLE GLAND</b>			
	<b>Z473-TRUCK-DMA004</b>			

Content
Recessed Lights
Surface Lights
Pendant Light
Track Railsystem
Profiles
LED Stripes
LED Lights
Outdoor Lights
LED Driver
Legend Colors

# PROFILE YOUR LIGHT

Indirect lighting producing pleasant, soft light is a popular solution. Invisible linear light strips can be used to create atmospheric moods that give the room a completely new dimension.

One of the most popular forms of indirect lighting or accent lighting with LED strips and LED profiles is cove lighting, in which a linear LED light source is placed on a suitable metallic base for perfect heat management, directly in an LED profile made of high-quality aluminum, in recesses provided for this purpose, or strips and other architectural elements are installed. The light is hidden in the cove, creating even and diffuse light. Linear LED profile systems have long justified their place in the world of lighting, and have become indispensable for lighting plans.


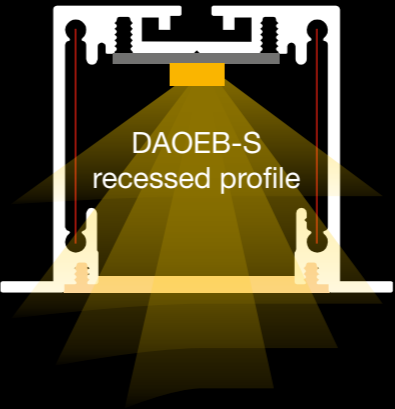
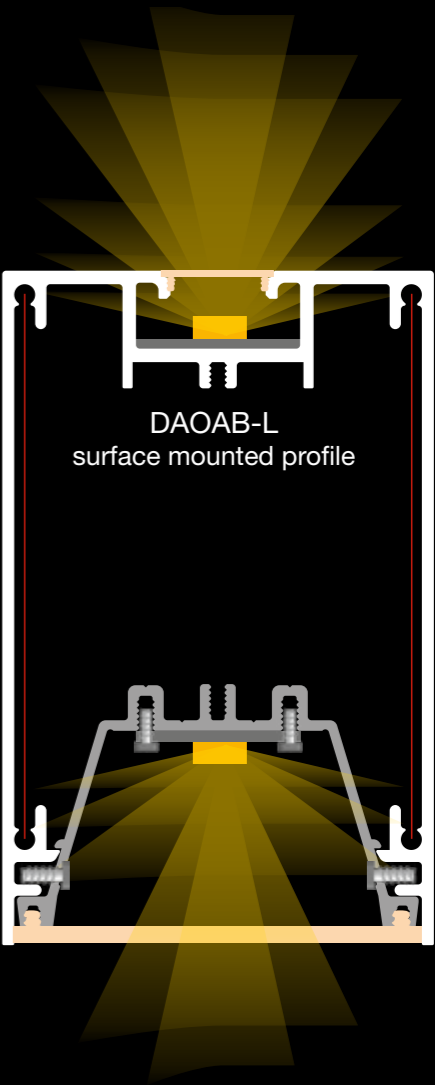

Geometric and clear shapes, straight lines and aesthetics are the message of these product lines.

Our miniaturized profiles can be used excellently for furniture installations, Use wardrobes, bed backlights, cove lighting, display cabinets and much more.

Our slightly larger LED profiles, whose design is still reduced to a functional minimum, are used in almost all lighting solutions. Light lines in hallways and corridors, seminar rooms, offices and work rooms, as a surface mounted or recessed version or suspended directly or directly/indirectly.

# YOUR LIGHT YOUR CHOICE

<div>LOS</div> <div>surface mounted profile</div>	<div>LOL</div> <div>surface mounted profile</div>	<div>LKS</div> <div>recessed profile</div>	<div>LKL</div> <div>recessed profile</div>	<div>L45</div> <div>surface mounted</div>
<div>REGULOR</div> <div>surface mounted profile</div>	<div>GRACIL</div> <div>surface mounted profile</div>	<div>MEDIO LOW</div> <div>surface mounted profile</div>	<div>MEDIO HIGH</div> <div>surface mounted profile</div>	<div>ALTUM</div> <div>surface mounted profile</div>



PROFILE OVERVIEW  
Scale 1:1

HOME
LOS LOL
LKS LKL
L45
REG
Gracil
MEDIO LOW
MEDIO HIGH
ALTUM
DAOAB S
DAOAB L
DAOEB S
DAOEB L

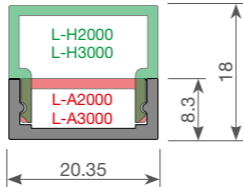
PROFILES & ACCESSORIES

EXKL. LED STRIPES

High-quality LED profiles for installation and construction, anodized aluminum (with customized powder coating on request), and accessories. Covers in transparent or opal polycarbonate. Mounting rail for easy installation. Matching LED strips with a detailed description in the chapter on LED strips.




LOS LED SURFACE MOUNTED PROFILE SMALL



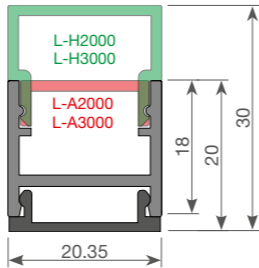
Item number	Description	L	W	H	Color
LOS-P2000AE	profil small	2000	20,35	8,3	anodized alu
LOS-P3000AE	profil small	3000	20,35	8,3	anodized alu
LOS-EK-8	end cap	4,5/1,5	20,35	8,3	lightgrey
LOS-EK-18	end cap high	4,5/1,5	20,35	18,3	lightgrey

• black and white available on request




LOL LED SURFACE MOUNTED PROFILE LARGE

ILLUSTRATION AND SKETCH INCLUDING MOUNTING RAIL (ORDER SEPARATELY).

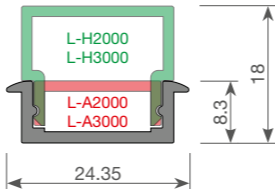


Item number	Description	L	W	H	Color
LOL-P2000AE	profil large	2000	20,35	20	anodized alu
LOL-P3000AE	profil large	3000	20,35	20	anodized alu
L-B2000PT	Mounting track	2000	20	5,5	polycarbonate
L-B3000PT	Mounting track	3000	20	5,5	polycarbonate
LOL-EK-18	end cap small - Mounting track	6/1,5	20,35	18	lightgrey
LOL-EK-20	end cap small + Mounting track	6/1,5	20,35	20	lightgrey
LOL-EK-28	end cap small - Mounting track	6/1,5	20,35	28	lightgrey
LOL-EK-30	end cap small + Mounting track	6/1,5	20,35	30	lightgrey

• black and white available on request




LKS LED RECESSED PROFILE SMALL



ET	6.8
----	-----

Item number	Description	L	W	H	Color
LKS-P2000AE	profile small	2000	24,35	8,3	anodized alu
LKS-P3000AE	profile small	3000	24,35	8,3	anodized alu

• black and white available on request



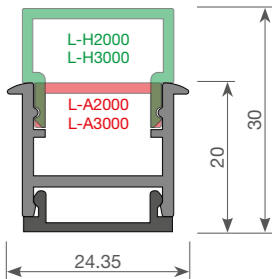
LKL LED RECESSED PROFILE LARGE

ABBILDUNG UND SKIZZE INKL. MONTAGESCHIENE (SEPARAT ORDERN)

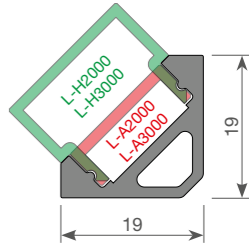
ET	18.5
----	------

Item number	Description	L	W	H	Color
LKL-P2000AE	profile large	2000	24,35	20	anodized alu
LKL-P3000AE	profile large	3000	24,35	20	anodized alu
L-B2000PT	mounting track	2000	20	5,5	polycarbonate tr.
L-B3000PT	mounting track	3000	20	5,5	polycarbonate tr.

• schwarz und weiss auf Anfrage verfügbar



L45 LED SURFACE MOUNTED PROFILE 45°

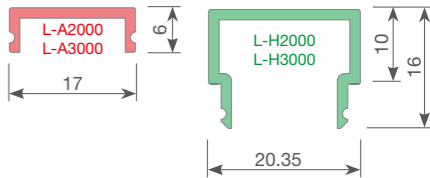


Item number	Description	L	W	H	Color
L45-P2000AE	profil	2000	19	19	anodized alu
L45-P3000AE	profil	3000	19	19	anodized alu
L45-EK-19	end cap	8/3	19	19	lightgrey
L45-EK-LG	end cap high	8/3	-	-	lightgrey
L45-BC	mounting clip	15	20	20	steel

• black and white on request



COVERS



Item number	Description	L	W	H	Color
L-A2000PO	cover	2000	17	6	polycarbonate opal matt
L-A3000PO	cover	3000	17	6	polycarbonate opal matt
L-A2000PT	cover	2000	17	6	polycarbonate transparent
L-A3000PT	cover	3000	17	6	polycarbonate transparent
L-H2000PO	cover	2000	20,35	10/16	polycarbonate opal matt
L-H3000PO	cover	3000	20,35	10/16	polycarbonate opal matt



ORDER SUITABLE LED STRIPS SEPARATELY  
LEDLINE IP20 (P. 248-249)  
LEDLINE IP67 (ONLY FOR LKL U. LOL) (P. 250)  
LEDCOB IP20 (P. 254-255)



POWER SUPPLY  
ORDER SEPARATELY (P. 278-282)

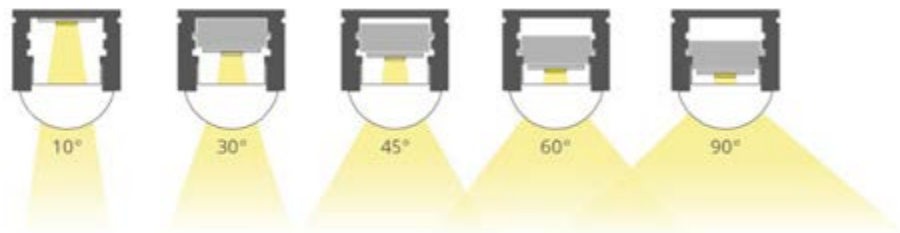
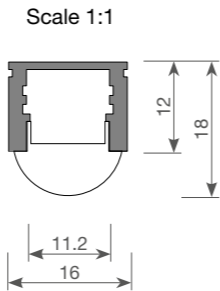




**REGULATOR**

LED SURFACE MOUNTED PROFILE

High-quality LED surface mounted profile, anodized aluminum (with customized powder coating on request), and accessories. Adjustable LED insert for configuring the beam angle of 10°, 30°, 45°, 60° and 90°. Easy to install by snapping the LED profile in and out using mounting clips.



	Item number	Description	Length	Width	Height	Color
	REG-P2000AE	profile	2000	16	12	anodized aluminum
	REG-P3000AE		3000			
	REG-A2000-S	profile cover	2000	14,5	6	transparent satin
	REG-A3000-S	75% light transmission	3000			
	REG-A2000-C	profile cover	2000	14,5	6	clear
	REG-A3000-C	80% light transmission	3000			
	REG-EK	end cap without hole	10	16	18	grey
	REG-EK-LOCH	end cap with hole	10	16	18	grey
	REG-CLIP	fastening clip	20	17	7,5	silver





- FLATBAR FOR THE BEAM ANGLE MUST BE INSERTED BEFORE ASSEMBLY!
- ORDER SUITABLE LED STRIPS SEPARATELY  
LEDLINE IP20 (P. 248-249)  
LEDCOB IP20 (P. 254-255)
- POWER SUPPLY  
ORDER SEPARATELY (P. 254-259)







Content
Recessed Lights
Surface Lights
Pendant Light
Track Railsystem
Profiles
LED Stripes
LED Lights
Outdoor Lights
LED Driver
Legend Colors



Picture	Item number	Description	Length	Width	Height	Color
	Z708-GRACIL-PROF-1000-AE	profile	1000	7,6	9	anodized aluminum
	Z708-GRACIL-PROF-2000-AE		2000			
	Z708-GRACIL-PROF-3000-AE		3000			
	Z708-GRACIL-PROF-1000-SE	profile	1000	7,6	9	black anodized
	Z708-GRACIL-PROF-2000-SE		2000			
	Z708-GRACIL-PROF-3000-SE		3000			



ORDER SUITABLE LED STRIPS SEPARATELY  
LEDLINE IP20 (P. 248-249)  
LEDCOB IP20 (P. 254-255)



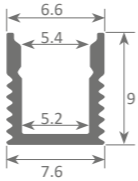
POWER SUPPLY  
ORDER SEPARATELY (P. 278-282)





# GRACIL

## LED SURFACE MOUNTED PROFILE

High-quality LED surface mounted profile, anodized aluminum (with customized powder coating on request), and accessories. The frosted polycarbonate cover, together with the 7W LED strip with a particularly small PCB width, ensures homogeneous light distribution. Our smallest available profile is ideal for lighting solutions with limited installation space, or when the light line should appear almost invisible.

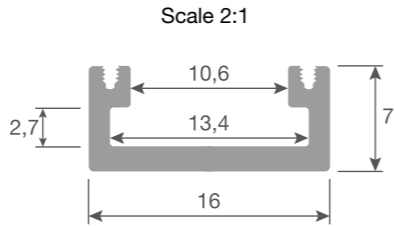
Scale 2:1



Picture	Item number	Description	Length	Width	Height	Color
	Z708-GRACIL-ENDKAPPE-WS	end cap without hole	5,0/2	7,6	9	white black
	Z708-GRACIL-ENDKAPPE-SW					
	Z708-GRACIL-ENDKAPPE-LOCH-WS	end cap with hole	5,0/2	7,6	9	white black
	Z708-GRACIL-ENDKAPPE-LOCH-SW					
	Z708-GRACIL-CLIP-CR	fastening clip	14	9	7	chrom
	Z708-GRACIL-COVER-1000-PF	cover light transmittance 75%	1000	7	4	polycarbonate frosted
	Z708-GRACIL-COVER-2000-PF		2000			
	Z708-GRACIL-COVER-3000-PF		3000			



THE ARULA CHALETShOberlech am Arlberg



Picture	Item number	Description	Length	Width	Height	Color
	Z708-MEDIOL-PROF-2000-AE	profile	2000	16	7	alu anodized
	Z708-MEDIOL-PROF-3000-AE		3000			
	Z708-MEDIOL-PROF-2000-SE	profile	2000	16	7	black anodized
	Z708-MEDIOL-PROF-3000-SE		3000			

ORDER SUITABLE LED STRIPS SEPARATELY  
LEDLINE IP20 (P. 248-249)  
LEDCOB IP20 (P. 254-255)

POWER SUPPLY  
ORDER SEPARATELY (P. 278-282)

## MEDIO LOW

### LED SURFACE MOUNTED PROFILE

High-quality LED surface mounted profile, anodized aluminum (with customized powder coating on request), and accessories. Various covers are available in transparent, opal matt or frosted polycarbonate finishes, offering different levels of light transmission and can be used according to light planning needs.

The matching LED strips and opal matt cover combine to produce homogeneous light distribution. Transparent covers provide more light. This profile only has a minimal height, so it's ideal for lighting solutions with limited installation space.

Picture	Item number	Description	Length	Width	Height	Color
	Z708-MEDIOL-ENDKAPPE-GR	end cap without hole	9,5/2	16	8	grey black
	Z708-MEDIOL-ENDKAPPE-SW					
	Z708-MEDIOL-ENDKAPPE-LOCH-GR	end cap with hole	9,5/2	16	8	grey black
	Z708-MEDIOL-ENDKAPPE-LOCH-SW					
	Z708-MEDIOL-CLIP-CR	fastening clip	20	17	7	chrome oxidized black
	Z708-MEDIOL-CLIP-SWOX					
	Z708-MEDIO-COVER-2000-PT	cover light transmittance 97% suitable for MEDIO LOW, MEDIO HIGH	2000 3000	16	2,5/1	polycarbonate transparent
	Z708-MEDIO-COVER-3000-PT					
	Z708-MEDIO-COVER-2000-PO	cover light transmittance 55% suitable for MEDIO LOW, MEDIO HIGH	2000 3000	16	2,5/1	polycarbonate opal matt
	Z708-MEDIO-COVER-3000-PO					
	Z708-MEDIO-COVER-2000-PF	cover light transmittance 75% suitable for MEDIO LOW, MEDIO HIGH	2000 3000	16	2,5/1	polycarbonate frosted
	Z708-MEDIO-COVER-3000-PF					



**THE ARULA CHALETs**  
Oberlech am Arlberg

Content

Recessed  
Lights

Surface  
Lights

Pendant  
Light

Track  
Railsystem

Profiles

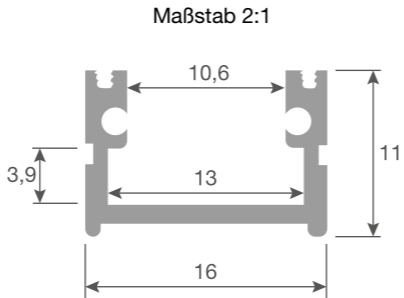
LED  
Stripes

LED  
Lights


Outdoor  
Lights

LED  
Driver


Legend  
Colors



Picture	Item number	Description	Length	Width	Height	Color
	Z708-MEDIOH-PROF-2000-AE	profile	2000	16	11	anodized aluminum
	Z708-MEDIOH-PROF-3000-AE		3000			
	Z708-MEDIOH-PROF-2000-SE	profile	2000	16	11	black anodized
	Z708-MEDIOH-PROF-3000-SE		3000			



ORDER SUITABLE LED STRIPS SEPARATELY  
LEDLINE IP20 (P. 248-249)  
LEDCOB IP20 (P. 254-255)



POWER SUPPLY  
ORDER SEPARATELY (P. 278-282)

## MEDIO HIGH

### LED SURFACE MOUNTED PROFILE

High-quality LED surface mounted profile, anodized aluminum (with customized powder coating on request), and accessories. Various covers are available in transparent, opal matt or frosted polycarbonate finishes, offering different levels of light transmission and can be used according to light planning needs. The matching LED strips and opal matt cover combine to produce homogeneous light distribution. Transparent covers provide more light.

Picture	Item number	Description	Length	Width	Height	Color
	Z708-MEDIOH-ENDKAPPE-GR	end cap without hole	9,5/2	16	12	grey black
	Z708-MEDIOH-ENDKAPPE-SW					
	Z708-MEDIOH-ENDKAPPE-LOCH-GR	end cap with hole	9,5/2	16	12	grey black
	Z708-MEDIOH-ENDKAPPE-LOCH-SW					
	Z708-MEDIOH-CLIP-CR	fastening clip	20	17	6	chrome oxidized black
	Z708-MEDIOH-CLIP-SWOX					
	Z708-MEDIO-COVER-2000-PT Z708-MEDIO-COVER-3000-PT	cover light transmittance 97% suitable for MEDIO LOW, MEDIO HIGH	2000 3000	16	2,5/1	polycarbonate transparent
	Z708-MEDIO-COVER-2000-PO Z708-MEDIO-COVER-3000-PO	cover light transmittance 55% suitable for MEDIO LOW, MEDIO HIGH	2000 3000	16	2,5/1	polycarbonate opal matt
	Z708-MEDIO-COVER-2000-PF Z708-MEDIO-COVER-3000-PF	cover light transmittance 75% suitable for MEDIO LOW, MEDIO HIGH	2000 3000	16	2,5/1	polycarbonate frosted

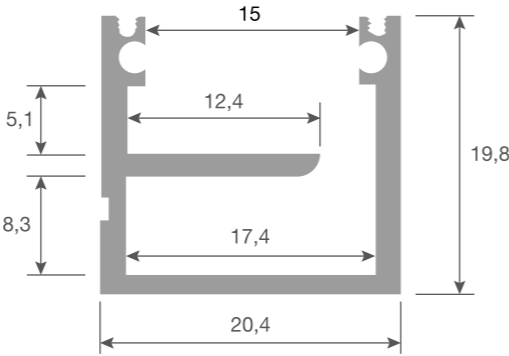




# ALTUM


## LED SURFACE MOUNTED PROFILE

High-quality LED surface mounted profile with integrated cable routing, anodized aluminum (with customized powder coating on request), and accessories. Various covers are available in transparent, opal matt or frosted polycarbonate finishes, offering different levels of light transmission and can be used according to light planning needs. The matching LED strips and opal matt cover combine to produce homogeneous light distribution. Transparent covers provide more light.


Scale 2:1






Picture	Item number	Description	Length	Width	Height	Color
	Z708-ALTUM-PROF-2000-AE	profile	2000	20,4	19,8	anodized aluminum
	Z708-ALTUM-PROF-3000-AE		3000			
	Z708-ALTUM-PROF-2000-SE	profile	2000	20,4	19,8	black anodized
	Z708-ALTUM-PROF-3000-SE		3000			



ORDER SUITABLE LED STRIPS SEPARATELY  
LEDLINE IP20 (P. 248-249)  
LEDCOB IP20 (P. 254-255)



POWER SUPPLY  
ORDER SEPARATELY (P. 278-282)

Picture	Item number	Description	Length	Width	Height	Color
	Z708-ALTUM-ENDKAPPE-GR	end cap without hole	8,5/2	20,4	21	grey black
	Z708-ALTUM-ENDKAPPE-SW					
	Z708-ALTUM-CLIP-CR Z708-ALTUM-CLIP-SWOX	fastening clip	20	21,5	7	chrome black
	Z708-ALTUM-COVER-2000-PT Z708-ALTUM-COVER-3000-PT	cover light transmittance 97%	2000 3000	20	3,0/1	polycarbonate transparent
	Z708-ALTUM-COVER-2000-PO Z708-ALTUM-COVER-3000-PO	cover light transmittance 55%	2000 3000	20	3,0/1	polycarbonate opal matt
	Z708-ALTUM-COVER-2000-PF Z708-ALTUM-COVER-3000-PF	cover light transmittance 75%	2000 3000	20	3,0/1	polycarbonate frosted



HOTEL KAISERLODGE  
Scheffau am Wilden Kaiser



Content

Recessed  
Lights

Surface  
Lights

Pendant  
Light

Track  
Railsystem

Profiles

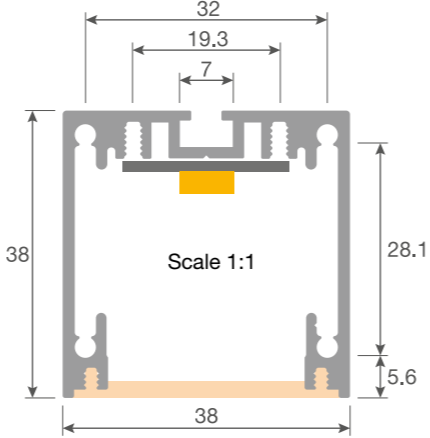
LED  
Stripes

LED  
Lights

Outdoor  
Lights

LED  
Driver

Legend  
Colors



Picture	Item number	Description	Length	Width	Height	Color
	Z708-DAOAB-S-PROF-2000-AE	profile	2000	38	38	anodized aluminum
	Z708-DAOAB-S-PROF-3000-AE		3000			
	Z708-DAOAB-S-PROF-2000-SWF	profile	2000	38	38	black fine structure
	Z708-DAOAB-S-PROF-3000-SWF		3000			
	Z708-DAOAB-S-PROF-2000-WF2	profile	2000	38	38	white fine structure
	Z708-DAOAB-S-PROF-3000-WF2		3000			

DAOAB-S

LED SURFACE MOUNTED PROFILE

High-quality LED surface mounted profile with integrated cable routing, anodized aluminum (with customized powder coating on request), and accessories. Various covers are available in transparent, opal matt or frosted polycarbonate finishes, offering different levels of light transmission and can be used according to light planning needs. The extravagant, translucent, black cover is a special feature which is particularly used in projects demanding high standards of design and aesthetics. Together with the matching LED modules and opal matt or black cover, homogeneous light distribution is achieved. Transparent covers provide more light.

Picture	Item number	Description	Length	Width	Height	Color
	Z708-DAOAB-S-ENDDECKEL-AE	end cap aluminum	1,5	38	38	anodized aluminum
	Z708-DAOAB-S-ENDDECKEL-SWF					black fine structure
	Z708-DAOAB-S-ENDDECKEL-WF2					white fine structure
	Z708-DAO-S-LINVERB	linear connector set 2 pieces suitable for DAOAB-S, DAOEB-S	120	24	2	aluminium blank
	Z708-DAO-S-ECKVERB90	corner connector inside 90° set 2 pieces suitable for DAOAB-S, DAOEB-S	62	62	24	aluminium blank
	Z708-DAO-S-COVER-2000-PF	cover	2000	35	4	polycarbonate
	Z708-DAO-S-COVER-3000-PF	light transmittance 75% suitable for DAOAB-S, DAOEB-S	3000			frosted
	Z708-DAO-S-COVER-2000-MT	cover	2000	35	4	polycarbonate
	Z708-DAO-S-COVER-3000-MT	light transmittance 97% suitable for DAOAB-S, DAOEB-S	3000			transparent micropismatic (anti-glare)
	Z708-DAO-S-COVER-2000-MF	cover	2000	35	4	polycarbonate
	Z708-DAO-S-COVER-3000-MF	light transmittance 75% suitable for DAOAB-S, DAOEB-S	3000			frosted micropismatic (anti-glare)
	Z708-DAO-S-COVER-2000-SW	cover	2000	35	4	polycarbonate
	Z708-DAO-S-COVER-3000-SW	light transmittance 40% suitable for DAOAB-S, DAOEB-S	3000			black (for high design requirement)
	Z708-DAO-SEILSET-AE	rope suspension set	2000	-	-	anodized aluminum
	Z708-DAO-SEILSET-SW	2 pieces				black
	Z708-DAO-SEILSET-WS	suitable for DAOAB-S				white
	Z708-DAO-POWERBOX-AE	connection box	80	80	37,5	anodized aluminum
	Z708-DAO-POWERBOX-SWF	suitable for				black fine structure
	Z708-DAO-POWERBOX-WF	DAOAB-S, DAOAB-L				white fine structure

ORDER SUITABLE LED STRIPS SEPARATELY  
LEDLINE IP20 (P. 248-249)  
LEDFOB IP20 (P. 254-255)

POWER SUPPLY  
ORDER SEPARATELY (P. 278-282)



PLANNING REQUIRED.  
OUR PROJECT TEAM IS HERE FOR YOU.

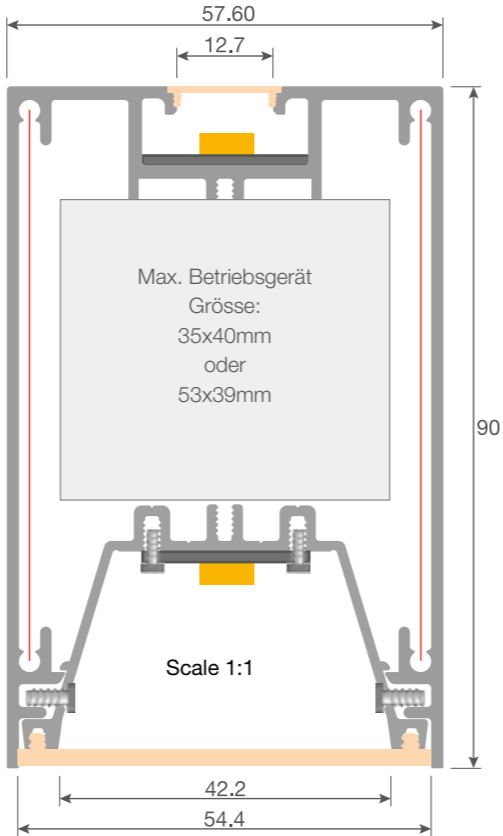
POWER SUPPLY (EXCEPT TUNABLE WHITE)  
ORDER SEPARATELY (S. 278-282)

Picture	Item number	Description	Length	Width	Height	Color
	Z708-DAOAB-L-PROF-2000-AE	profile	2000	57,6	90	anodized aluminum
	Z708-DAOAB-L-PROF-3000-AE		3000			
	Z708-DAOAB-L-PROF-2000-SWF	profile	2000	57,6	90	black fine structure
	Z708-DAOAB-L-PROF-3000-SWF		3000			
	Z708-DAOAB-L-PROF-2000-WF2	profile	2000	57,6	90	white fine structure
	Z708-DAOAB-L-PROF-3000-WF2		3000			

## DAOAB-L

### LED SURFACE MOUNTED PROFILE

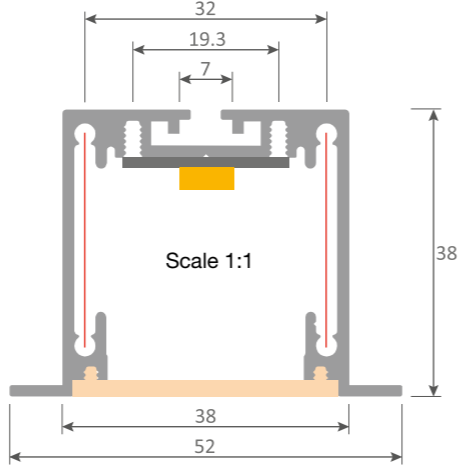
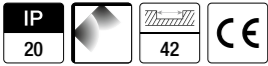
High-quality LED surface mounted profile, for suspended installation, direct or indirect, anodized aluminum (with customized powder coating on request), and accessories. The various covers in frosted polycarbonate, microprismatic transparent or frosted finishes, offer different levels of light transmission and can be used according to light planning needs. Together with the matching LED modules for the direct light source, and the frosted covers, homogeneous light distribution is achieved. Microprismatic covers allow use in offices and at computer workstations.






Picture	Item number	Description	Length	Width	Height	Color
	Z708-DAO-L-EINSATZ-2000-WS	aluminum insert for direct lighting	2000	54	32	white
	Z708-DAO-L-EINSATZ-3000-WS	suitable for DAOAB-L, DAOEB-L	3000			
	Z708-DAOAB-L-ENDDECKEL-AE	end cap	1,5	58	90	anodized aluminum
	Z708-DAOAB-L-ENDDECKEL-SWF					black fine structure
	Z708-DAOAB-L-ENDDECKEL-WF2					white fine structure
	Z708-DAO-COVERD-2000-PF	cover DIRECT	2000	53	4	polycarbonate
	Z708-DAO-COVERD-3000-PF	light transmittance 75% suitable for DAOAB-L, DAOEB-L	3000			frosted
	Z708-DAO-COVERD-2000-MT	cover DIRECT	2000	53	4	polycarbonate
	Z708-DAO-COVERD-3000-MT	light transmittance 97% suitable for DAOAB-L, DAOEB-L	3000			transparent microprismatic (anti-glare)
	Z708-DAO-COVERD-2000-MF	cover DIRECT	2000	53	4	polycarbonate
	Z708-DAO-COVERD-3000-MF	light transmittance 75% suitable for DAOAB-L, DAOEB-L	3000			frosted microprismatic (anti-glare)
	Z708-DAOAB-L-COVERU-2000-PT	cover INDIRECT	2000	15	6	polycarbonate
	Z708-DAOAB-L-COVERU-3000-PT	light transmittance 97%	3000			transparent
	Z708-DAOAB-L-COVERU-2000-PF	cover INDIRECT	2000	15	6	polycarbonate
	Z708-DAOAB-L-COVERU-3000-PF	light transmittance 75%	3000			frosted
	Z708-DAOAB-L-SEILSET-AE	rope suspension set 2 pieces	2000	-	-	anodized aluminum
	Z708-DAOAB-L-ECKVERB90	corner connector inside 90°	80	80	69	aluminium blank
	Z708-DAOAB-L-WINKVERB	connector inside 90° Set 2 pieces	120	2	120	aluminium blank
	Z708-DAOAB-L-LINVERB	linear connector Set 2 pieces	120	2	69	aluminium blank
	Z708-DAO-SICHERUNG	fall protection 18cm for DAOAB-L, DAOEB-L	180	7	1,5	steel
	Z708-DAO-POWERBOX-AE	connection box	80	80	37,5	anodized aluminum
	Z708-DAO-POWERBOX-SWF	suitable for DAOAB-S, DAOAB-L	80	80	37,5	black fine structure
	Z708-DAO-POWERBOX-WF					white fine structure



- Content
- Recessed Lights
- Surface Lights
- Pendant Light
- Track Railsystem
- Profiles
- LED Stripes
- LED Lights
- Outdoor Lights
- LED Driver
- Legend Colors




Picture	Item number	Description	Length	Width	Height	Color
	Z708-DAOEB-S-PROF-2000-AE	profile	2000	52	38	anodized aluminum
	Z708-DAOEB-S-PROF-3000-AE		3000			
	Z708-DAOEB-S-PROF-2000-SWF	profile	2000	52	38	black fine structure
	Z708-DAOEB-S-PROF-3000-SWF		3000			
	Z708-DAOEB-S-PROF-2000-WF2	profile	2000	52	38	white fine structure
	Z708-DAOEB-S-PROF-3000-WF2		3000			


DAOEB-S

LED RECESSED PROFILE

High-quality LED surface mounted profile, for suspended installation, direct or indirect, anodized aluminum (with customized powder coating on request), and accessories. The various covers in frosted polycarbonate, microprismatic transparent or frosted finishes, offer different levels of light transmission and can be used according to light planning needs. Together with the matching LED modules for the direct light source, and the frosted covers, homogeneous light distribution is achieved. Microprismatic covers allow use in offices and at computer workstations.

Picture	Item number	Description	Length	Width	Height	Color
	Z708-DAOEB-S-ENDDECKEL-AE	end cap aluminum	7	52	38	anodized aluminum
	Z708-DAOEB-S-ENDDECKEL-SWF					black fine structure
	Z708-DAOEB-S-ENDDECKEL-WF2					white fine structure
	Z708-DAO-S-LINVERB	linear connector Set 2 pieces suitable for DAOAB-S, DAOEB-S	120	24	2	aluminium blank
	Z708-DAO-S-ECKVERB90	corner connector inside 90° Set 2 pieces suitable for DAOAB-S, DAOEB-S	62	62	24	aluminium blank
	Z708-DAO-S-COVER-2000-PF	cover	2000	35	4	polycarbonate
	Z708-DAO-S-COVER-3000-PF	light transmittance 75% suitable for DAOAB-S, DAOEB-S	3000			frosted
	Z708-DAO-S-COVER-2000-MT	cover	2000	35	4	polycarbonate
	Z708-DAO-S-COVER-3000-MT	light transmittance 97% suitable for DAOAB-S, DAOEB-S	3000			transparent microprismatic (anti-glare)
	Z708-DAO-S-COVER-2000-MF	cover	2000	35	4	polycarbonate
	Z708-DAO-S-COVER-3000-MF	light transmittance 75% suitable for DAOAB-S, DAOEB-S	3000			frosted microprismatic (anti-glare)
	Z708-DAO-S-COVER-2000-SW	cover	2000	35	4	polycarbonate
	Z708-DAO-S-COVER-3000-SW	light transmittance 40% suitable for DAOAB-S, DAOEB-S	3000			black (for high design requirement)
	Z708-DAOEB-S-KLAMMER	fastening clip	26	36	67/14	steel
		ET 75				
	Z708-DAOEB-S-BÜGEL	fastening bracket	21	43	36	steel
		ET 40-65				

 ORDER SUITABLE LED STRIPS SEPARATELY  
LEDLINE IP20 (P. 248-249)  
LEDLOB IP20 (P. 254-255)

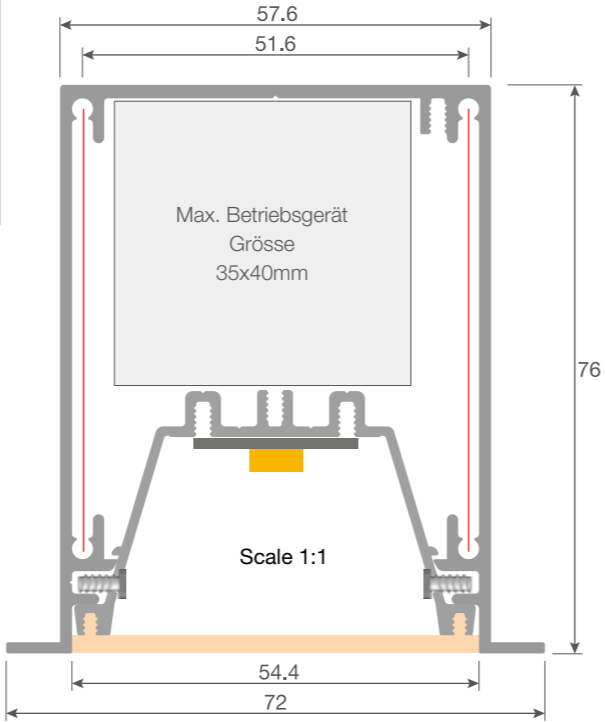
 POWER SUPPLY  
ORDER SEPARATELY (P. 278-282)














DAOEB-L


LED RECESSED PROFILE


High-quality LED surface mounted profile, for suspended installation, direct or indirect, anodized aluminum (with customized powder coating on request), and accessories. The various covers in frosted polycarbonate, microprismatic transparent or frosted finishes, offer different levels of light transmission and can be used according to light planning needs. Together with the matching LED modules for the direct light source, and the frosted covers, homogeneous light distribution is achieved. Microprismatic covers allow use in offices and at computer workstations.



Picture	Item number	Description	Length	Width	Height	Color
	Z708-DAOEB-L-PROF-2000-AE Z708-DAOEB-L-PROF-3000-AE	profile	2000 3000	72	76	anodized aluminum
	Z708-DAOEB-L-PROF-2000-SWF Z708-DAOEB-L-PROF-3000-SWF	profile	2000 3000	72	76	black fine structure
	Z708-DAOEB-L-PROF-2000-WF2 Z708-DAOEB-L-PROF-3000-WF2	profile	2000 3000	72	76	white fine structure

Picture	Item number	Description	Length	Width	Height	Color
	Z708-DAO-L-EINSATZ-2000-WS Z708-DAO-L-EINSATZ-3000-WS	aluminum insert for direct lighting with LM modules suitable for DAOAB-L, DAOEB-L	2000 3000	54	32	white
	Z708-DAOEB-L-ENDDECKEL-AE Z708-DAOEB-L-ENDDECKEL-SWF Z708-DAOEB-L-ENDDECKEL-WF2	end cap aluminum	9/1,5	72	76	anodized aluminum black fine structure white fine structure
	Z708-DAO-COVERD-2000-PF Z708-DAO-COVERD-3000-PF	cover light transmittance 75% suitable for DAOAB-L, DAOEB-L	2000 3000	53	4	polycarbonate frosted
	Z708-DAO-COVERD-2000-MT Z708-DAO-COVERD-3000-MT	cover light transmittance 97% suitable for DAOAB-L, DAOEB-L	2000 3000	53	4	polycarbonat transparent microprismatisch (anti glare)
	Z708-DAO-COVERD-2000-MF Z708-DAO-COVERD-3000-MF	cover light transmittance 75% suitable for DAOAB-L, DAOEB-L	2000 3000	53	4	polycarbonate frosted microprismatic (anti-glare)
	Z708-DAOEB-L-BÜGEL	fastening bracket	21	62	73	steel
	Z708-DAO-SICHERUNG	fall protection 18cm suitable for DAOAB-L, DAOEB-L	180	7	1,5	steel
	Z708-DAOEB-L-LINVERB	linear connector inside Set 2 pieces	120	2	54	aluminium blank
	Z708-DAOEB-L-ECKVERB	corner connector inside 90° Set 2 pieces	62	62	54	aluminium blank
	Z708-DAOEB-L-WINKVERB	angle connector inside Set 2 pieces	80	2	80	aluminium blank

 PLANNING REQUIRED.  
OUR PROJECT TEAM IS HERE FOR YOU.

 POWER SUPPLY (EXCEPT TUNABLE WHITE)  
ORDER SEPARATELY (S. 278-282)



- Content
- Recessed Lights
- Surface Lights
- Pendant Light
- Track Railsystem
- Profiles
- LED Stripes
- LED Lights
- Outdoor Lights
- LED Driver
- Legend Colors

**THE ARULA CHALETs**  
Lech am Arlberg



Type	Item number	30m	Watt m	CCT	CRI >	lm/m 	LED's 	PCB mm	Pitch 	mm	max. m
LL	LEDLINE-24190900027-30000-2.0		19,2	2700	>90	2080	112	10	8,93	62,5	6
LL	LEDLINE-24190900030-30000-2.0		19,2	3000	>90	2140	112	10	8,93	62,5	6
LL	LEDLINE-2419090RG27-30000-2.0		19,2	RGBW 2700	>90	R: 120 G: 330 B: 60 W: 429	60	12	16,67	100	6
LL	LEDLINE-2419090RG30-30000-2.0		19,2	RGBW 3000	>90	R: 120 G: 330 B: 60 W: 450	60	12	16,67	100	6

CONSTRUCTION:

- CUT TO DESIRED LENGTH
- CONNECTION CABLE IN THE DESIRED FORMAT
- SOLDERED LENGTH
- FUNCTIONAL TEST

CONFIGURATION: SEE ORDER EXAMPLE

POWER SUPPLY  
ORDER SEPARATELY (P. 278-282)



## LEDLINE IP 20

Flexible IP20 LED strips. Ultra-high efficiency, up to 120lm/W. Narrow McAdam2 binning, high light quality and color rendering RA >90, color temperatures 2700K, 3000K, tunable white 2200-5000K, RGBW 2700K, RGBW 3000K. Various PCB widths and capacities available. 3M adhesive tape for attachment, roll with 2m cable per page. Available as a 30-m roll or customized to requirements. To extend service life and ensure perfect function, LED strips must always be mounted on heat-conducting material. We recommend combining them with our LED profiles.

Order example:  
**LEDLINE-24190900027-2000-2.0**

Power  
IP protection  
Color rendering index  
Color temperature  
Length LED  
Length cable

Picture	Item number	Description	Length	Width	Height
	LED-VERBINDER-LINE-TW-S2K-10-2	solderfree cable connection PCB width 10mm cable length 2000mm tunable white	13,5	12	5
	LED-VERBINDER-S2K-RGBW-2.0-12	solderfree cable connection PCB width 12mm cable length 2000mm for RGBW	14	14	6
	LED-VERBINDER-S2K-0.5-10MM	solderfree cable connection PCB width 10mm cable length 500mm	12	12	4,2
	LED-VERBINDER-S2K-2.0-10MM	solderfree cable connection PCB width 10mm cable length 2000mm	12	12	4,2
	LED-VERBINDER-S2S-0.1-10MM	solderfree cable connection PCB width 10mm cable length 100mm	12	12	4,2
	LED-VERBINDER-S2S-10MM	solderfree connector PCB width 10mm	12	12	4,2
	LED-VERBINDER-S2S-RGBW-12	solderfree connector PCB width 12mm for RGBW	13,5	14	5
	LED-VERBINDER-T-S2S-10MM	solderfree T - connector PCB width 10mm	17	20	5
	LED-VERBINDER-L-S2S-10MM	solderfree angle connector PCB width 10mm	19	19	5
	LED-VERBINDER-ZANGE	tool for LED connectors	-	-	-



Type	Item number	5m	Watt m	CCT	CRI >	lm/m 	LED's 	PCB mm	Pitch 	mm	max. m
LL	LEDLINE-24097900027-5000-2.0		9,6	2700	>90	832	140	10,5	7,14	50	5
LL	LEDLINE-24097900030-5000-2.0		9,6	3000	>90	899	140	10,5	7,14	50	5
LL	LEDLINE-24147900027-5000-2.0		14,4	2700	>90	980	180	12,5	5,56	33,33	5
LL	LEDLINE-24147900030-5000-2.0		14,4	3000	>90	1040	180	12,5	5,56	33,33	5
LL	LEDLINE-2419790RG27-5000-2.0		19,2	RGBW 2700	>90	R: 100 G: 250 B: 50 W: 348	60	14,5	16,67	100	5
LL	LEDLINE-2419790RG30-5000-2.0		19,2	RGBW 3000	>90	R: 100 G: 250 B: 50 W: 358	60	14,5	16,67	100	5

CONSTRUCTION:

- CUT TO DESIRED LENGTH
- CONNECTION CABLE IN THE DESIRED FORMAT SOLDERED LENGTH
- SEALING THE SOLDER AND CUT FIX USING SPECIAL ADHESIVE AND SHRINK TUBING
- FUNCTIONAL TEST

CONFIGURATION: SEE ORDER EXAMPLE

POWER SUPPLY  
ORDER SEPARATELY (P. 278-282)

Order example:  
**LEDLINE-24147900027-2000-2.0**

Power  
IP protection  
Color rendering index  
Color temperature  
Length LED  
Length cable

LEDLINE IP 67

Flexible IP67 LED strips. Ultra high efficiency, up to 90lm/W. Narrow McAdam2binning, high light quality and color rendering RA >90, color temperatures 2700K, 3000K, RGBW 2700K, RGBW 3000K. Various PCB widths and capacities available. 3M adhesive tape for attachment, roll with 2m cable per page. Available as a 5-m roll or customized to requirements.

Please note, although the IP67 LED strips are protected from the effects of water, the ends (power feed points) must be installed and remain dry for safety reasons.

To extend the service life and ensure perfect function, LED strips must always be mounted on heat-conducting material. We recommend combining them with our LED profiles.



Type	Item number	10m	Watt m	CCT	CRI >	lm/m 	LED's 	PCB mm	Pitch 	mm	max. m	mm
LV	LEDCURV-24140900027-10000-2.0		14	2700	>90	1246	60	6	16,67	100	2,5	30
LV	LEDCURV-24140900030-10000-2.0		14	3000	>90	1300	60	6	16,67	100	2,5	30
LV	LEDCURV-24180900027-10000-2.0		18	2700	>90	1850	84	10	12	83,33	5	40
LV	LEDCURV-24180900030-10000-2.0		18	3000	>90	1998	84	10	12	83,33	5	40

CONSTRUCTION:

- CUT TO DESIRED LENGTH
- CONNECTION CABLE IN THE DESIRED FORMAT SOLDERED LENGTH
- FUNCTIONAL TEST

CONFIGURATION: SEE ORDER EXAMPLE

POWER SUPPLY  
ORDER SEPARATELY (P. 278-282)

Order example:  
**LEDCURV-24140900027-2000-2.0**

Power  
IP protection  
Color rendering index  
Color temperature  
Length LED  
Length cable

LEDCURV

Flexible curved LED strips offer a high level of flexibility and can be deformed up to a minimum bending radius (horizontal) of 30mm at 14W and 40mm at 18W.

IP20, ultra high efficiency, up to 110lm/W. Narrow McAdam2 binning, high light quality and color rendering RA >90, color temperatures 2700K, 3000K, choice of PCB widths and performances. 3M adhesive tape for attachment, roll with 2m cable per side. Available in 10m rolls or assembled to customer requirements. Predestined for use on rounded surfaces or for use in round lighting objects and lamps.

To extend service life and ensure perfect function, LED strips must always be mounted on heat-conducting material. We recommend combining them with our LED profiles.



Content

Recessed  
Lights

Surface  
Lights

Pendant  
Light

Track  
Railsystem

Profiles


LED  
Stripes












LED  
Lights


Outdoor  
Lights

LED  
Driver

Legend  
Colors




Type	Item Number											
LC	LEDCOB-24050900027-4-30000-2.0		5	2700	>90	535	480	4	-	50	5	60
LC	LEDCOB-24050900030-4-30000-2.0		5	3000	>90	575	480	4	-	50	5	60
LC	LEDCOB-24050900027-30000-2.0		5	2700	>90	670	480	8	-	50	7	60
LC	LEDCOB-24050900030-30000-2.0		5	3000	>90	690	480	8	-	50	7	60
LC	LEDCOB-24100900027-30000-2.0		10	2700	>90	1190	480	8	-	50	6	60
LC	LEDCOB-24100900030-30000-2.0		10	3000	>90	1240	480	8	-	50	6	60
LC	LEDCOB-24150900027-30000-2.0		15	2700	>90	1700	480	8	-	41,67	5	60
LC	LEDCOB-24150900030-30000-2.0		15	3000	>90	1780	480	8	-	41,67	5	60
LC	LEDCOB-24150902250-30000-2.0		15	2200-5000	>90	980-1521	576	10	-	27,8	5	60



CONSTRUCTION:

- CUT TO DESIRED LENGTH
- CONNECTION CABLE IN THE DESIRED FORMAT
- SOLDERED LENGTH
- FUNCTIONAL TEST

CONFIGURATION: SEE ORDER EXAMPLE



POWER SUPPLY  
ORDER SEPARATELY (P. 278-282)

















## LEDCOB

The flexible COB LED strip is an innovative new development. Individual LED dots are no longer visible on the LED strip. Instead the strip is seamlessly illuminated, narrow and easy to process. It also offers a high level of flexibility and can be deformed up to a minimum bending radius (vertical) of 60mm.

LEDCURVE can be installed directly in the viewing area as a narrow, continuous line of light, as there are no bright and annoying LED points. IP20, more than 80lm/W, high light quality and color rendering RA >90, tight McAdam2 binning, color temperatures 2700K, 3000K, 3M adhesive tape for attachment, roll with 2m cable per page. Available in 30m rolls or assembled to customer requirements. To extend service life and ensure perfect function, LED strips must always be mounted on heat-conducting material. We recommend combining them with our LED profiles or heat-dissipating aluminum strips for visible installation.

Order example:  
**LEDCOB-24150900027-2000-2.0**

Power  
IP protection  
Color rendering index  
Color temperature  
Length LED  
Length cable

Picture	Item number	Description	Length	Width	Height
	LED-VERBINDER-COB-TW-S2K-10-2	solderfree cable connection PCB width 10mm cable length 2000mm	14	12	4,2
	LED-VERBINDER-S2K-0.5-10MM	solderfree cable connection PCB width 10mm cable length 500mm	12	12	4,2
	LED-VERBINDER-S2K-0.5-8MM	solderfree cable connection PCB width 8mm cable length 500mm	12	10	4,2
	LED-VERBINDER-S2K-2.0-10MM	solderfree cable connection PCB width 10mm cable length 2000mm	12	12	4,2
	LED-VERBINDER-S2K-2.0-8MM	solderfree cable connection PCB width 8mm cable length 2000mm	12	10	4,2
	LED-VERBINDER-S2S-0.1-10MM	solderfree cable connection PCB width 10mm cable length 100mm	12	12	4,2
	LED-VERBINDER-S2S-0.1-8MM	solderfree cable connection PCB width 8mm cable length 100mm	12	10	4,2
	LED-VERBINDER-S2S-10MM	solderfree cable connection PCB width 10mm	12	12	4,2
	LED-VERBINDER-S2S-8MM	solderfree cable connection PCB width 8mm	12	10	4,2
	LED-VERBINDER-T-S2S-10MM	solderfree T - cable connector PCB width 10mm	17	20	5
	LED-VERBINDER-T-S2S-8MM	solderfree T - cable connector PCB width 8mm	15	19	5
	LED-VERBINDER-L-S2S-10MM	solderfree angle connector PCB width 10mm	19	19	5
	LED-VERBINDER-L-S2S-8MM	solderfree angle connector PCB width 8mm	17	17	5
	LED-VERBINDER-ZANGE	tool for LED connectors	-	-	-



Type	Item Number	30m	Watt m	CCT	CRI >	lm/m	LED's m		mm	max. m	mm
LW	LEDWA-B-24267900027OV-5000		26	2700	>90	1820	24	20°	41,67	5	300
LW	LEDWA-B-24267900027OV-5000		26	2700	>90	1845	24	30°	41,67	5	300
LW	LEDWA-B-24267900027OV-5000		26	2700	>90	1665	24	40°	41,67	5	300
LW	LEDWA-B-24267900027OV-5000		26	2700	>90	1560	24	30x40°	41,67	5	300

ON REQUEST AVAILABLE IN:  
3000K, 4000K U. 5000K

CONSTRUCTION:

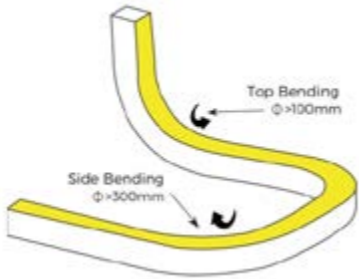
- CUT TO DESIRED LENGTH
- CONNECTION CABLE IN THE DESIRED FORMAT
- SOLDERED LENGTH
- FUNCTIONAL TEST

CONFIGURATION: SEE ORDER EXAMPLE

POWER SUPPLY  
ORDER SEPARATELY (P. 278-282)

## LEDWA-B

Flexible 3D LED wall washer, suitable for outdoor use (IP67), can be cut to length – 1 LED 1 cut, high light quality and color rendering RA >90, also available in other color temperatures upon request, with different beam angles 20 °, 30 °, 40 or oval 30x40 °, bending radius top 100mm, side 300mm, max. 5 meters/supply cable.











Order example:  
**LEDWA-B-24267900027-2000-2.0**


Power  
IP protection  
Color rendering index  
Color temperature  
Length LED  
Length cable

Picture	Item number	Description	Length	Width	Height	Color
	LEDWA-B-ENDKAPPE	end cap	13	27	27	silicon
	LEDWA-B-EINSPEISER	end cap with straight feed	39	27	21	silicon
	LEDWA-B-CLIP	fastening clip	27	27	21,5	steel
	LEDWA-B-PROFIL	profile	1000	27,2	21,5	alu
	LEDWA-B-PROFIL-FLEX	profile flexible	100	27,2	21,5	steel




Type	Item Number	 2,4m	Watt m	CCT	CRI >	lm/m 	LED's 		 mm	 max. m	 mm
LW	LEDWA-C-2436790002720-2400		36	2700K	>90	1899	20	20°	50	2,4	200
LW	LEDWA-C-2436790002730-2400		36	2700K	>90	1929	20	30°	50	2,4	200
LW	LEDWA-C-2436790002740-2400		36	2700K	>90	1746	20	40°	50	2,4	200
LW	LEDWA-C-24367900027OV-2400		36	2700K	>90	1653	20	15x40°	50	2,4	200

 ON REQUEST AVAILABLE IN:  
3000K, 4000K U. 5000K

 CONSTRUCTION:

- CUT TO DESIRED LENGTH
- CONNECTION CABLE IN THE DESIRED FORMAT
- SOLDERED LENGTH
- FUNCTIONAL TEST

CONFIGURATION: SEE ORDER EXAMPLE


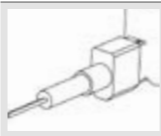


 POWER SUPPLY  
ORDER SEPARATELY (P. 278-282)

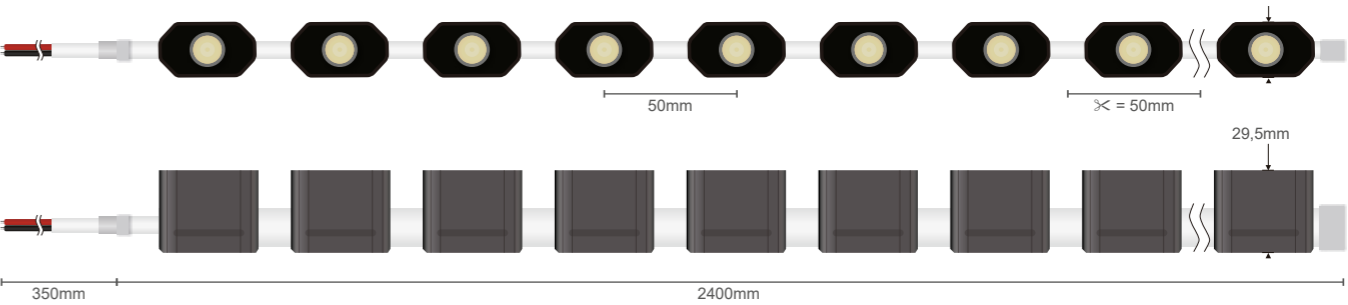
## LEDWA-C


Flexible modular LED wall washer for column lighting or curved architecture. Suitable for outdoor use (IP67) with high light quality and color rendering index (CRI) > 90. Optionally available in other light colors, with various beam angles of 20°, 30°, 40°, or oval 15x40°. Bending diameter of 200mm, maximum length of 2.40 meters per power cable.

Order example:  
**LEDWA-C-24367900027-2000-2.0**

Power  
IP protection  
Color rendering index  
Color temperature  
Length LED  
Length cable

Picture	Item number	Description	Length	Width	Height	Color
	LEDWA-C-ENDKAPPE	end cap	7,5	7	15	silicon
	LEDWA-C-EINSPEISER	end cap with straight feed	12,5	7,5	15	silikon
	LEDWA-C-CLIP	fastening clip	30	24,5	14,5	steel
	LEDWA-C-PROFIL	profile	1200	24,5	14,5	steel





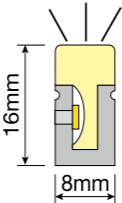
Type	Item number	10m	Watt m	CCT	CRI >	lm/m	LED's m	PCB mm	50mm	10m	60mm
LN	LEDNS0816-24127900027-10000-0.3		12W	2700	>90	495	140	8x16	50	10	60
LN	LEDNS0816-24187900027-10000-0.3		18W	2700	>90	720	140	8x16	50	5	60

## LEDNEON - SIDE BEND

Flexible Neonflex LED strip, IP67, 40lm/W, high light quality and color rendering RA >90, color temperature 2700K, side bending, with a minimum bending radius (horizontal) of 40mm, on rolls of 20m, 30cm connection cable or assembled as required.

Ledneon has very good lighting stability, so lengths of up to 10m per feed can be achieved without drop down, as well as homogeneous illumination without visible, individual light points.

Please note, although Ledneon is protected from the effects of water, the ends (power feed points) must be installed and remain dry for safety reasons.



CONSTRUCTION:

- CUT TO DESIRED LENGTH
- CONNECTION CABLE IN THE DESIRED FORMAT SOLDERED LENGTH
- SEALING USING SPECIAL SILICONE AND END CAP
- FUNCTIONAL TEST

CONFIGURATION: SEE ORDER EXAMPLE

POWER SUPPLY ORDER SEPARATELY (P. 278-282)

Order example:

*Bending width/height*  
**LEDNS0816-24**

*Power IP protection Color rendering index Color temperature*  
**127900027**

*Length LED Length cable*  
**2000-2.0**

Picture	Item number	Description	Length	Width	Height	Color
	LEDNEON-0816-PROFIL-2000	mounting profile	2000	10	12	anodized aluminum
	LEDNEON-0816-CLIP	fastening clip	30	11	13,5	anodized aluminum
	LEDNEON-0816-EINSP-GERADE	end cap with straight feed	27	10	18	silicone
	LEDNEON-0816-EINSP-Page	end cap with lateral feed	27	10	18	silicone
	LEDNEON-0816-ENDKAPPE	end cap	14	10	18	silicone
	LEDNEON-SILICON	additional silicone	-	-	-	-







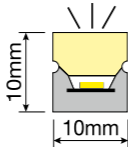
Type	Item Number	10m	Watt m	CCT	CRI >	lm/m 	LED's 	PCB mm	mm	max. m	mm
LN	LEDNT1010-24147900027-10000-0.3		14W	2700	>90	1305	182	10x10	38,5	5	80
LN	LEDNT1010-24147900030-10000-0.3		14W	3000	>90	1380	182	10x10	38,5	5	80
LN	LEDNT1010-24107900027-10000-0.3		10W	2700	>90	932	182	10x10	38,5	5	80
LN	LEDNT1010-24107900030-10000-0.3		10W	3000	>90	982	182	10x10	38,5	5	80

## LEDNEON - TOP BEND

Flexible Neonflex LED strip, IP67, 40lm/W, high light quality and color rendering RA >90, color temperature 2700K, side bending, with a minimum bending radius (horizontal) of 40mm, on rolls of 20m, 30cm connection cable or assembled as required.

Ledneon has very good lighting stability, so lengths of up to 10m per feed can be achieved without drop down, as well as homogeneous illumination without visible, individual light points.

Please note, although Ledneon is protected from the effects of water, the ends (power feed points) must be installed and remain dry for safety reasons.



CONSTRUCTION:

- CUT TO DESIRED LENGTH
- CONNECTION CABLE IN THE DESIRED FORMAT SOLDERED LENGTH
- SEALING USING SPECIAL SILICONE AND END CAP
- FUNCTIONAL TEST

CONFIGURATION: SEE ORDER EXAMPLE

POWER SUPPLY ORDER SEPARATELY (P. 278-282)

Order example:

*Bending width/height*  
**LEDNT1010-24**

*Power IP protection Color rendering index Color temperature*  
**127900027-2000-2.0**

*Length LED Length cable*

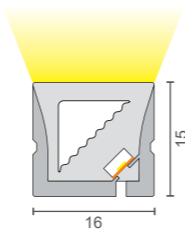
Picture	Item number	Description	Length	Width	Height	Color
	LEDNEON-1010-PROFIL-2000	mounting profile	2000	12,7	8,3	anodized aluminum
	LEDNEON-1010-CLIP	fastening clip	20	12,7	8,3	anodized aluminum
	LEDNEON-1010-EINSP-GERADE	end cap with straight feed	18	12	12	silicone
	LEDNEON-1010-EINSP-Page	end cap with lateral feed	18	18	12	silicone
	LEDNEON-1010-ENDKAPPE	end cap	12	12	12	silicone
	LEDNEON-SILICON	additional silicone	-	-	-	-



HOTEL EDER  
Maria Alm



Typ	Artikelnummer	5m	Watt m	CCT	CRI >	lm/m	LED's m	PCB mm	50mm	5m	200mm
LN	LEDN31615-241079027-5000-2.0		10W	2700	>90	675	120	16x15	50	5	200
LN	LEDN31615-241079030-5000-2.0		10W	3000	>90	701	120	16x15	50	5	200



## LEDNEON - 3D BEND

Flexible Neonflex 3D LED strip, IP67, 40lm/W, high light quality and color rendering RA >90, color temperatures 2700K and 3000K, top bending, with a bending radius of 200mm, on rolls with 5m, 30cm connection cable or assembled as required.

Ledneon has very good lighting stability, so lengths of up to 5m per feed can be achieved without drop down, as well as homogeneous illumination without visible, individual light points.

Please note, although Ledneon is protected from the effects of water, the ends (power feed points) must be installed and remain dry for safety reasons.

Picture	Item number	Description	Length	Width	Height	Color
	LEDNEON-3D-CLIP	fastening clip	20	20.5	17.5	anodized aluminum
	LEDNEON-3D-ENDKAPPE	end cap	12.5	19	18	silicone
	LEDNEON-3D-EINSP-GERADE	feed-in straight	20	19	18	silicone

CONSTRUCTION:

- CUT TO DESIRED LENGTH
- CONNECTION CABLE IN THE DESIRED FORMAT SOLDERED LENGTH
- SEALING USING SPECIAL SILICONE AND END CAP
- FUNCTIONAL TEST

CONFIGURATION: SEE ORDER EXAMPLE

POWER SUPPLY ORDER SEPARATELY (P. 278-282)

Order example:

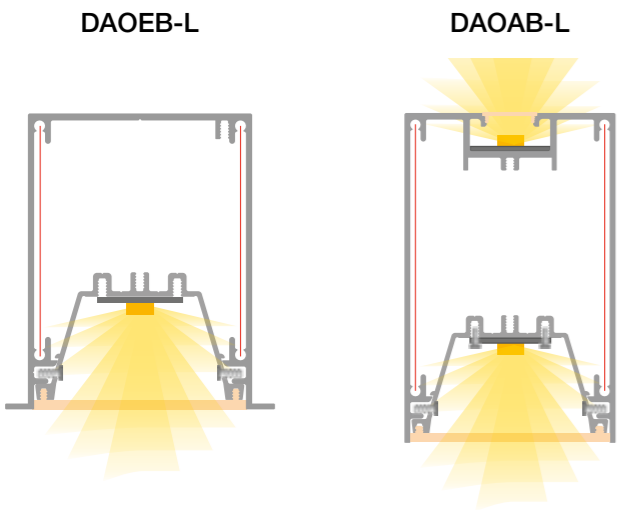
LEDN31615-24 127900027-2000-2.0

Bending width/height  
Power IP protection  
Color rendering index  
Color temperature  
Length LED  
Length cable





SUITABLE FOR PROFILES



LEDMOD

Linear LED module LLE 24mm. Perfect light homogeneity, even when several LED modules are arranged in a row. Plug-in terminals for quick and easy wiring from LED module to LED module. Efficiency up to 173 lm/W, high color rendering RA >90 at 3000K and 4000K (2700K available on request), MacAdam3, tight luminous flux tolerances, ZHAGA-compliant. Power supply option in HE - High Efficiency or HO - High Output.

Linear tunable white LED module, LLE G2 premium system, 24mm 1500lm, adjustable color temperature from 2700K to 6500K with constant luminous flux. Pre-calibrated to ensure light quality and color consistency. Consists of linear low profile DALI DT8 control gear and 2 to 6 LED modules (1500lm). Plug-in terminals for quick and easy wiring from LED module to LED module. Efficiency up to 112lm/W, high color rendering RA >90, McAdam3, excellent system color tolerance, dimming range 3-100% without changing the color temperature.

Type	Picture	Item number	System components	Watt /m	Current supply mA	CCT	CRI	Lumen per m	Length /mm	Width /mm
LM		Z149-89602935	LCA 50W PRE+ 2 LED-Module à 1500lm	43W	HO - 275mA	2700-6500	>90	5250/2700K 5750/6500K	560	24
LM		Z149-89602936	LCA 50W PRE+ 3 LED-Module à 1500lm	43W	HO - 275mA	2700-6500	>90	5250/2700K 5750/6500K	840	24
LM		Z149-28003303	LCA 85W PRE+ 4 LED-Module à 1500lm	43W	HO - 275mA	2700-6500	>90	5250/2700K 5750/6500K	1120	24
LM		Z149-28003304	LCA 85W PRE+ 5 LED-Module à 1500lm	43W	HO - 275mA	2700-6500	>90	5250/2700K 5750/6500K	1400	24
LM		Z149-89602939	LCA 110W PRE+ 6 LED-Module à 1500lm	43W	HO - 275mA	2700-6500	>90	5250/2700K 5750/6500K	1680	24

PLANNING REQUIRED.  
OUR PROJECT TEAM IS HERE FOR YOU.

POWER SUPPLY (EXCEPT TUNABLE WHITE)  
ORDER SEPARATELY (P. 278-282)

Type	Picture	Item number	Watt per m	Current supply mA	CCT	CRI	Lumen per m	Length mm	Width mm
LM		Z149-89603227	22 41	HE - 275mA HO - 500mA	3000	>90	3430 6000	140	24
		Z149-89603228	22 41	HE - 275mA HO - 500mA	4000	>90	3610 6250	140	24
LM		Z149-89603230	22 41	HE - 275mA HO - 500mA	3000	>90	3430 6000	280	24
		Z149-89603231	22 41	HE - 275mA HO - 500mA	4000	>90	3610 6250	280	24
LM		Z149-89603233	22 41	HE - 275mA HO - 500mA	3000	>90	3430 6000	560	24
		Z149-89603234	22 41	HE - 275mA HO - 500mA	4000	>90	3610 6250	560	24



© Austria Trend Hotels

AUSTRIA TREND HOTEL  
Wien



BATT

LED WET ROOM LIGHT

BATT wet room luminaire, housing and cover made of impact-resistant polycarbonate white (IK08). Batt is through-wired as standard, with connection options for strip-light installation. Luminaire comes with a built-in Tridonic DALI dimmable control gear unit. cable suspensions for suspended installation and mounting clips for ceiling or wall mounting are included in the scope of delivery. The color temperature can be individually adjusted to 3000K, 4000K (preset) or 5000K. BATT meets the requirements of functional lighting, is dustproof and offers protection from splashes/jets of water (IP65). For use in private and commercial halls, garages, workshops, cellars and ancillary rooms or for lighting escape routes.

MAX. NUMBER OF LIGHTS PER CIRCUIT BREAKER

Circuit breaker	B10	B16	B20	C10	C16	C20
Number of lights	7	8	10	8	12	15

Item number	System Power	Length	Width	Height	Baeam angle	CRI	Lumen Output	CCT (adjustable)
Z817-BATT-406803050120DWS	40W	1205	68	77	120°	>80	4800lm 5050lm 4800lm	3000K 4000K 5000K



LONG


LED SURFACE MOUNTED LIGHT

LONG surface mounted light, housing and cover made of white polycarbonate. Long is through-wired as standard, with connection options for strip-light installation. Luminaire with a built-in dimmable Tridonic DALI control gear unit. cable suspensions for suspended installation and mounting clips for ceiling or wall mounting are included in the scope of delivery. The color temperature can be individually adjusted to 3000K, 4000K (preset) or 6000K. LONG meets the highest standards for functional lighting, for use in private and commercial halls, garages, workshops, cellars and ancillary rooms or for lighting escape routes.

MAX. NUMBER OF LIGHTS PER CIRCUIT BREAKER

Circuit breaker	B10	B16	B20	C10	C16	C20
Number of lights	9	11	14	10	16	20

Item number	System Power	Length	Width	Height	Baeam angle	CRI	Lumen Output	CCT (adjustable)
Z817-LONG-400803060120DWS	40W	1200	72	72	120°	>80	4000lm 4200lm 4000lm	3000K 4000K 6000K



EASY

LED CEILING LIGHT

EASY surface mounted light, housing made of white polycarbonate, diffuser polycarbonate opal white. Color temperatures 3000K and 4000K, with color rendering RA >80. Nomen est omen - Easy is a simple, elegant and linear surface mounted light for a wide range of lighting applications.

MAX. NUMBER OF LIGHTS PER CIRCUIT BREAKER

Circuit breaker	B10	B13	B16	C10	C13	C16
Number of lights	15	19	24	15	19	24

Item number	System Power	Length	Width	Height	Baeam angle	CRI	Lumen Output	CCT
Z543-EASY-4008000301200WS	40W	1225	58,5	58,5	120°	>80	3760lm	3000K
Z543-EASY-4008000401200WS	40W	1225	58,5	58,5	120°	>80	3960lm	4000K



TBL

LED TUBE LIGHT

Versatile tube light with reflector and black back. End caps made of stainless steel, black powder-coated. The subtle red rubber seals make the lamp look even more unique. If necessary, luminous flux can also be increased. The lamp is delivered with a cable suspension set included. Can also be attached directly to the ceiling or wall. Its attractive appearance ensures a very diverse area of application.

including rope suspension set 1500mm



MAX. NUMBER OF LIGHTS PER CIRCUIT BREAKER

Circuit breaker	B10	B16
Number of lights	20	31

Item number	System Power	Length	Width	Height	Baeam angle	CRI	Lumen Output	CCT
Z1025-TBL95F030790002760D-SW	30W	1452	72	72	60°	>90	3800lm	2700K



- Content
- Recessed Lights
- Surface Lights
- Pendant Light
- Track Railsystem
- Profiles
- LED Stripes
- LED Lights
- Outdoor Lights
- LED Driver
- Legend Colors



WALL LAMPS

CARA & PACO

CARA & PACO wall lights, aluminum, IP65, surface white or black, finely-structured powder coating. Color temperature 2700K with color rendering Ra >90. Luminaire with integrated control gear unit. The luminaires have a very purist design with a particularly impressive lighting effect. The desired beam angle can be individually adjusted for direct or indirect radiance. Subtle and stylish effects can be achieved using Up&Down technology, on external facades, but also indoors. Restaurants, bars, hallways, lobbies and wellness areas are just a few examples of the diversity of possible uses. The increased IP protection rating means it can be used wherever dust and moisture protection are required.



REISCHLHOF  
Wegscheid

CARA



Item number	System Power	Length	Width	Height	CCT	CRI	Lumen Output	Color
Z657-CARA-0668000271200WF	6W	100	100	100	2700	>80	373	white matt fine structure
Z657-CARA-0668000271200SWF	6W	100	100	100	2700	>80	373	black matt fine structure

PACO



Item number	System Power	Length	Width	Height	CCT	CRI	Lumen Output	Color
Z657-PACO-1268000271200WF	12W	120	123	120	2700	>80	612	white matt fine structure
Z657-PACO-1268000271200SWF	12W	120	123	120	2700	>80	612	black matt fine structure





Item number	System Power	Ø	Length	CCT	CRI	Lumen Output	FHWM°	Color
Z778-SPIK-05680002715F-SWF	5W	40	81-103	2700K	90	313	15° - 40°	black matt fine structure
Z778-SPIK-05680003015F-SWF	5W	40	81-103	3000K	90	330	15° - 40°	black matt fine structure
Z778-SPIK-05680004015F-SWF	5W	40	81-103	4000K	90	348	15° - 40°	black matt fine structure



# OUTDOOR LAMP

## SPIKE

Focus SPIK is an IP65 24-volt focusable indoor and outdoor spotlight. Several spotlights can be supplied with one 24-volt DC driver. The spotlight can be dimmed with a DALI driver (not included). The adjustable lens enables the beam angle to be focused between 15 and 40 degrees. Ideal for illuminating trees, plants, facades and any other indoor and outdoor objects. Focus Spike is supplied with a ground spike, but can also be screwed to other surfaces. This product is also characterized by high CRI>90 and optimum glare control.



DALI DIMMABLE



LEG-T0130-20W-V1-\_\_\_\_mA

LED driver DALI dimmable, constant current of 150-1050mA, 25mA each factory programmable, 230V AC, with strain relief  
ATTENTION: Specify mA when ordering

IP 20□DALI D EL						
Item number	Pow.	L	W	H	mA	Dimmable
LEG-T0130-20W-V1-XXXXmA	20W	150	42	28	150-1050mA	Dali / Touch DIM



LEG-T0130-30W-\_\_\_\_mA

LED driver DALI dimmable, constant current of 150-1400mA, 25mA each factory programmable, 230V AC, with strain relief  
ATTENTION: Specify mA when ordering

IP 20□DALI D EL						
Item number	Power	L	W	H	mA	Dimmable
LEG-T0130-30W-XXXXmA	30W	210	40,4	33,5	150-1400mA	Dali / Touch DIM



LEG-T0130-50W-\_\_\_\_mA

LED driver DALI dimmable, constant current of 150-1400mA, 25mA each factory programmable, 230V AC, with strain relief  
ATTENTION: Specify mA when ordering

IP 20□DALI D EL						
Item number	Power	L	W	H	mA	Dimmable
LEG-T0130-50W-XXXXmA	50W	152,5	76,2	30,1	150-1400mA	Dali / Touch DIM



LEG-T0341-\_\_\_\_mA

LED driver DALI dimmable, constant current of 100-1050mA, in 1mA steps programmable by NFC, 230V AC, with strain relief  
ATTENTION: Specify mA when ordering

IP 20□DALI D T110 M M EL						
Item number	Power	L	W	H	mA	Dimmable
LEG-T0341-XXXXmA	20W	120	51	29,2	100-1050mA	Dali / Touch DIM



Z330-125403

LED driver DALI dimmable, adjustable via dip switch from 250mA-700mA constant current, as well as 24V DC/CV, 230V AC, with strain relief

IP 20□DALI D T120 M M SELV EL						
Item number	Power	L	W	H	mA	Dimmable
Z330-125403	12-20W	111	52	22	700	DALI
12W	250mA	± 7%	(15....49V)	20W	550mA	± 5% (3....36V)
17W	350mA	± 7%	(10....49V)	20W	600mA	± 5% (3....33V)
19W	400mA	± 6%	(5....49V)	20W	700mA	± 5% (3....28V)
20W	450mA	± 6%	(5....45V)	16W	24V	± 5% (700mA max)
20W	500mA	± 5%	(5....40V)			

DALI DIMMABLE



LEG-K0041

Dimmer module, trailing edge dimmer with Dali control input, 230V

IP 20□DALI D EL						
Item number	Power	L	W	H	mA	Dimmable
LEG-K0041	3-25W	56	33	15	-	DALI



LEG-K0043

Dimmer module, trailing edge dimmer with Dali control input, 230V, with strain relief

IP 20□DALI D EL						
Item number	Power	L	W	H	mA	Dimmable
LEG-K0043	10-300W	120	30	20	-	DALI



LEG-K0054-4CH-10A-DALI-DT6

LED dimmer DALI DT6 4-channel for constant voltage 12-48V DC, with strain relief - ATTENTION: requires 24V DC POWER SUPPLY (order separately)

IP 20V 12-48□DALI D						
Item number	Power	L	W	H	mA	Dimmable
LEG-K0054-4CH-10A-DALI-DT6	-	120	30	21	-	DALI



LEG-K0057-DA

POWER SUPPLY DALI dimmable constant voltage 24V, 230V AC, with strain relief

IP 20V 24□SELV DALI D T110 M M EL						
Item number	Power	L	W	H	mA	Dimmable
LEG-K0057-DA-35W	35W	195	43	30	-	Dali / Touch DIM
LEG-K0057-DA-60W	60W	225	43	30	-	Dali / Touch DIM
LEG-K0057-DA-100W	100W	295	43	30	-	Dali / Touch DIM
LEG-K0057-DA-150W	150W	325	43	30	-	Dali / Touch DIM

DALI DT 8 DIMMABLE



LEG-K0054-4CH-10A-DALI-DT8

LED dimmer DALI DT8 4-channel for constant voltage 12-48V DC, with strain relief -  
ATTENTION: requires 24V DC POWER SUPPLY (order separately)



Item number	Power	L	B	H	mA	Dimmable
LEG-K0054-4CH-10A-DALI-DT8	-	120	30	21	-	DALI DT8



LEG-T0196-DT8-2250-\_\_\_mA

LED driver tunable white DALI dimmable, 2200-5000K, DT8, constant current of 150-1050mA each 25mA programmable at the factory, 230V AC, with strain relief  
ATTENTION: Specify mA when ordering



Item number	Power	L	B	H	mA	Dimmable
LEG-T0196-DT8-2250-XXXXmA	20W	184	41	30	150-1050mA	DALI DT8



LEG-T0312

POWER SUPPLY DALI dimmable, tunable white DT8, constant voltage 24V, 230V AC, with strain relief



Item number	Power	L	B	H	mA	Dimmable
LEG-T0312-75W-24V-DT8	75W	292	43	30	-	DALI DT8
LEG-T0312-100W-24V-DT8	100W	292	43	30	-	DALI DT8
LEG-T0312-150W-24V-DT8	150W	352	43	30	-	DALI DT8



LEG-T0261-50W-2250-\_\_\_mA

LED driver tunable white DALI dimmable, 2200-5000K, DT8, constant current of 150-1400mA each 21mA programmable at the factory, 230V AC, with strain relief  
ATTENTION: Specify mA when ordering



Item number	Power	L	B	H	mA	Dimmable
LEG-T0261-50W-2250-XXXXmA	50W	184	41	30	150-1400mA	DALI DT8

CASAMBI DIMMABLE



LEG-K0057-CA

POWER SUPPLY Casambi controlled, constant voltage 24V, 230V AC, with strain relief



Item number	Power	L	B	H	mA	Dimmable
LEG-K0057-CA-35W	35W	195	43	30	-	Casambi
LEG-K0057-CA-60W	60W	225	43	30	-	Casambi
LEG-K0057-CA-100W	100W	295	43	30	-	Casambi
LEG-K0057-CA-150W	150W	325	43	30	-	Casambi




LEG-T0331-\_\_\_mA

LED driver Casambi controlled, 15 and 25 watts, constant current of 150-1050mA in 1mA steps programmable at the factory, 230V AC, with strain relief.



Item number	Voltage	Power	L	B	H	mA	Dimmable
LEG-T0331-15W-XXXXmA	10-54 V	15W	150	43	22	150 - 1050	Casambi
LEG-T0331-25W-XXXXmA	10-54 V	25W	150	43	22	180 - 700	Casambi

CASAMBI SWITCH



Z611-VD220WCM

Mpress is a wireless and battery-free switch with one or more buttons that can be linked to a Casambi network. Mpress can withstand 100,000 pressures and has a range of up to 15m under ideal indoor conditions.  
Mpress does not require power or wiring to send control signals to selected lights. MPRESS buttons can be used and configured with both Android and iOS devices via the Casambi application. Pairing with networks using iOS requires at least version iOS13, which is now standard on all modern devices.



Item number	L	B	H
Z611-VD220WCM	87	87	14

NOT DIMMABLE CC



LEG-T0209-500-V1

LED driver not dimmable, constant current; 230V AC, with strain relief


		IP 20 ⚡ V 2,8-7 0 T10 ROHS CE				
Item number	Power	L	B	H	mA	Dimmable
LEG-T0209-500-V1	1,4-3,5W	65	29	18	500	not dimmable



LEG-T0209-700-V1







LED driver not dimmable, constant current; 230VAC, with strain relief

		IP 20 ⚡ V 2,8-7 0 T10 ROHS CE				
Item number	Power	L	B	H	mA	Dimmable
LEG-T0209-700	4W	86	33	22	700	not dimmable



LEG-T0021

LED driver not dimmable, constant current 230V AC

											
Item number	Voltage	Power	L	B	H	mA	Dimmable				
LEG-T0021-500-V1	2,5 - 7V	1x3W	58	29	21	500	not dimmable				
LEG-T0021-700-V1	2,5-4,5V	1x3W	52	26	21	700	not dimmable				

NOT DIMMABLE CV




LEG-T0211

POWER SUPPLY not dimmable, constant voltage 24V, 230V AC, with strain relief



		IP 20 ⚡ V 24 0 T10 M M SELV CE				
Item number	Power	L	B	H	mA	Dimmable
LEG-T0211-35	35W	142	43	30	-	not dimmable
LEG-T0211-60	60W	225	43	30	-	not dimmable
LEG-T0211-100	100W	295	43	30	-	not dimmable
LEG-T0211-200	200W	325	43	30	-	not dimmable

MOTION DETECTOR



LEG-0030

Motion detection sensor for LED channel 24V DC, 3A output current, top and bottom soldering pads, without touch

					<div>IP00</div> <div> V24</div> <div></div>
Item number	L	B	H	mA	fade in & out
LEG-0030-GEN4	25	10	7	100	10 sec



KEY / PICTOGRAMS



The IP code is defined in accordance with IEC 529, EN 60529, DIN VDE 0470-1 and NF C 20-010 and indicates the degree of protection from foreign bodies, contact and water provided by housing and covers.

1st digit	Protection from foreign bodies and contact	2nd digit	Protection from water
0	No protection	0	No protection
1	Protected from solid foreign objects with a diameter of 50mm. Protected from contact with the back of the hand.	1	Protection from dripping water
2	Protected from solid foreign objects with a diameter of 12.5mm. Protected from contact with fingers.	2	Protection from dripping deflected 15° from the vertical
3	Protected from solid foreign bodies with a diameter of 2.5mm. Protected from access with tools.	3	Protection from water spray deflected 60° from the vertical
4	Protected from solid foreign objects with a diameter of 1.0mm. Protected from access with a wire.	4	Protection from splashing water on all sides
5	Protected from harmful quantities of dust. Complete protection from contact.	5	Protection low-pressure water jets/nozzles from any angle
6	Dust-tight. Complete protection from contact.	6	Protection from strong water jets from any angle
		7	Protection from temporary submersion
		8	Protection from permanent submersion

Symbol	Meaning	Description
	Protection class 1	Devices with protective conductor When operating the luminaire or the electrical device, all metal parts of the luminaire that can be touched, and that may become live in the event of a fault, must be conductively connected to the protective conductor connection (green-yellow) in order to discharge the residual current. "Schuko plug"
	Protection class 2	Devices with protective insulation When operating the light or electrical device, protection must be provided by protective insulation in the event of contact, and all live parts must have extra insulation in addition to the operating insulation (each strand insulated, all strands additionally sheathed), a protective conductor can be dispensed with, connection of portable devices such as use of a "Euro plug".
	Protection class 3	Devices with safety extra-low voltage Electrical appliances with a low voltage supply (< 50V) generated by a protective transformer or batteries/rechargeable batteries/solar energy. No protective earth conductor may be connected to these. IP-CODES according to DIN EN 60529/ISO 20653 standard.

Symbol	Description
	The CE marking symbolizes the conformity of the product with the applicable requirements places on the manufacturer by the European Community.
	The ENEC mark (European Norms Electrical Certification) is a European test mark and confirms that the appliance on which this symbol is affixed fulfils all ENEC test requirements.
	RoHS - Restriction of the use of certain Hazardous Substances in electrical and electronic equipment: summarises the EC Directive 2002/95/EC on the prohibition of certain substances in the manufacture and processing of electrical and electronic equipment and components.
	Suitable for installation on, or in, furniture made of materials with unknown flammability properties.
	Symbol for temperature-protected devices. The temperature indication shows the maximum surface temperature in the event of a fault.
	Safety Extra Low Voltage


KEY / PICTOGRAMS

Symbol	Description
	Short-circuit-proof with safety insulation
	Leading edge / trailing edge dimmable
	DALI stands for "Digital Addressable Lighting Interface" and is a protocol for the standardized digital control gear interface in accordance with the IEC 62386 standard
	Casambi wireless lighting control solution
	Non-dimmable
	AC or DC emergency lighting control gear or emergency lighting LED control gear
	Independent control gear for use outside luminaires without additional covering
	Eurasian Conformity: Certification mark for CU countries (Russia, Kazakhstan, Belarus)

Symbol	Description	Symbol	Description
	POWER SUPPLY included		Suitable for ceiling mounting
	POWER SUPPLY not included (order separately)		Suitable for wall mounting
	KSQ / constant current source included		Suitable for ceiling and wall mounting
	KSQ / constant current source not included (order separately)		Roll length in meters
	Operating voltage in volts		Watts per meters
	Operating voltage 24 Volt or constant current max 700mA		Correlated color temperature
	Forward voltage with serial cabling		Color rendering index/color rendering
	Constant Current		Lumen per meter
	Ceiling cut-out in millimeters		Number of LEDs per meter
	Slot depth / wall/ceiling cut-out in millimeters		Printed circuit board, width of carrier tape in millimeters
	Installation depth in millimeters		Pitch/distance between LEDs in millimeters
	Ceiling thickness in millimeters		Shortenability in millimeters
	Tiltable range in degrees		Maximum length in meters per feed-in point
	Rotatability in degrees		Bending radius in millimeters

YOUR COLOR YOUR CHOICE

1	HAND FINISHING
2	COATING (ADDITIONALLY ANY RAL COLOR OF YOUR CHOICE)
3	ELECTROPLATING
4	BRASS




**WM**  
WHITE RAL 9016  
MATT




**WF**  
WHITE RAL 9016  
FINE STRUCTURE




**SHG**  
BLACK RAL 9005  
GLOSSY



**SWM**  
BLACK RAL 9005  
MATT




**SWF**  
BLACK RAL 9005  
FINE STRUCTURE




**AGO**  
WROUGHT IRON GOLD  
ANTIQUE




**SSG**  
BRUSHED WROUGHT IRON  
BLACK



**SSW**  
WROUGHT IRON  
BLACK



**SA**  
WROUGHT IRON  
ANTIQUE



**AGG**  
ANTIQUE GOLD  
BRUSHED



**BG**  
GOLD LEAF



**SM**  
IMPACT METAL GOLD  
LEAF IMITATION



**BS**  
SILVER LEAF



**GE**  
ANODIZED  
GOLD



**AS**  
ALUMINUM  
TEXTURED



**M04**  
ANTIQU  
BRONZE



**M23**  
ELOXAL  
BRONZE



**ABR**  
ANTIQU BROWN



**RO**  
RUST



**SIS**  
ANTIQU SILVER  
PATINATED BLACK



**SI**  
SILVER ANTIQU  
BROWN



**CR**  
CHROME  
GLOSSY



**CM**  
NICKEL  
BRUSHED



**GO**  
GOLD



**CG**  
BRUSHED  
COPPER



**MG**  
BRUSHED  
BRASS



**MB**  
BRASS BURNISHED



**MBD**  
BRASS DARK  
ANTIQU



**MRB**  
BRASS ANTIQU  
RAW



Product video





# 2F LEUCHTEN

A world of unique lighting



HEADQUARTER:  
2F-LEUCHTEN Ges.m.b.H  
Pichl 118 | A-5441 Abtenau | +43 6243 2407 0  
office@2f-leuchten.com | www.2f-leuchten.com



BRANCH SWITZERLAND:  
2F-LEUCHTEN GmbH  
Industriestrasse 17a | CH-6203 Sempach Station | +41 41 260 72 71  
schweiz@2f-leuchten.com | www.2f-leuchten.com



BRANCH BAHRAIN:  
2F-Leuchten WLL  
Zallaq | 6204 Bahrain | +973 37045664  
office@2f-leuchten.com | www.2f-leuchten.com

Media owner: 2F-LEUCHTEN Ges.m.b.H., Pichl 118, A-5441 Abtenau  
Managing Director: Johann Buchegger  
Idea, text & design: 2F-Leuchten Ges.m.b.H.  
Graphic design: Hubert Reiter / 2F-Leuchten Ges.m.b.H.  
Photo credit: www.shutterstock.com, www.digital-foto.at, Reto Häfliger, Richard Schabetsberger, 2F-Leuchten

All information in this catalog corresponds to the current status at the time of printing (August 2024). We assume no liability for color variations or possible printing errors. 2F-Leuchten reserves the right to make design changes to improve our products shown in this catalog at any time and without notice.  
Our general terms and conditions apply, which can be viewed at [www.2f-leuchten.com](http://www.2f-leuchten.com).